

Inhaltsverzeichnis/ Table of contents**Seite/ Page**

| | | | |
|----|---|---|----|
| DE | - | Leistungserklärung..... | 2 |
| EN | - | Declaration of Performance..... | 4 |
| BG | - | Декларация за изпълнение..... | 6 |
| CZ | - | Prohlášení o vlastnostech..... | 8 |
| DK | - | Erklæring om ydeevne..... | 10 |
| EE | - | Tulemusdeklaratsioon..... | 12 |
| ES | - | Declaración de prestaciones..... | 14 |
| FI | - | Suoritustasoilmoitus..... | 16 |
| FR | - | Déclaration des performances..... | 18 |
| GR | - | Δήλωση επιδόσεων..... | 20 |
| HR | - | Izjava o svojstvima..... | 22 |
| HU | - | Teljesítménynyilatkozat..... | 24 |
| IT | - | Dichiarazione di prestazione..... | 26 |
| LT | - | Eksploatacinių savybių deklaracija..... | 28 |
| LV | - | Veiktspējas deklarācija..... | 30 |
| MT | - | Dikjarazzjoni ta' Prestazzjoni..... | 32 |
| NL | - | Prestatieverklaring..... | 34 |
| PL | - | Deklaracja właściwości użytkowych..... | 36 |
| PT | - | Declaração de Desempenho..... | 38 |
| RO | - | Declarația de performanță..... | 40 |
| SE | - | Förklaring om prestanda..... | 42 |
| SK | - | Vyhľadzenie o výkone..... | 44 |
| SL | - | Izjava o uspešnosti..... | 46 |
| EN | - | Annex..... | 48 |

Leistungserklärung

Nr.: 4 - 016 - 201280 - 2021/02

DE

EJOT®

b) Brandschutz (BWR 2)

| Wesentliche Merkmale | Leistungswerte |
|----------------------|----------------|
| | |
| | |
| | |

c) Hygiene, Gesundheit und Umweltschutz (BWR 3)

| Wesentliche Merkmale | Leistungswerte |
|--|-------------------------|
| Inhalt, Emission und/oder Freisetzung von gefährlichen Stoffen | Keine Leistung bewertet |

d) Schallschutz (BWR 5)

| Wesentliche Merkmale | Leistungswerte |
|----------------------|----------------|
| | |

e) Energieeinsparung und Wärmeschutz (BWR 6)

| Wesentliche Merkmale | Leistungswerte |
|----------------------|----------------|
| | |
| | |
| | |

f) Nachhaltige Nutzung der natürlichen Ressourcen (BWR 7)

| Wesentliche Merkmale | Leistungswerte |
|----------------------|----------------|
| | |

Die Leistung des vorstehenden Produkts entspricht der erklärten Leistung/den erklärten Leistungen. Für die Erstellung der Leistungserklärung im Einklang mit der Verordnung (EU) Nr. 305/2011 ist allein der oben genannte Hersteller verantwortlich.

Unterzeichnet für den Hersteller und im Namen des Herstellers von:

Dr. Jens Weber

(Name)

Bad Laasphe, 09 March 2021

(Ort und Datum der Ausstellung)



(Unterschrift)

Declaration of Performance

No **4 - 016 - 201280 - 2021/02**

EN

EJOT®

b) Safety in case of fire (BWR 2)

| Essential characteristic | Performance |
|--------------------------|-------------|
| | |
| | |
| | |

c) Hygiene, health and the environment (BWR 3)

| Essential characteristic | Performance |
|--|-------------------------|
| Content, emission and/or release of dangerous substances | No performance assessed |

d) Protection against noise (BWR 5)

| Essential characteristic | Performance |
|--------------------------|-------------|
| | |

e) Energy economy and heat retention (BWR 6)

| Essential characteristic | Performance |
|--------------------------|-------------|
| | |
| | |
| | |

f) Sustainable use of natural resources (BWR 7)

| Essential characteristic | Performance |
|--------------------------|-------------|
| | |

The performance of the product identified above is in conformity with the set of declared performance/s. This declaration of performance is issued, in accordance with Regulation (EU) No 305/2011, under the sole responsibility of the manufacturer identified above.

Signed for and on behalf of the manufacturer by:

Dr. Jens Weber

(Name)

Bad Laasphe, 09 March 2021

(Place and date of issue)



(Signature)

ДЕКЛАРАЦИЯ ЗА ЕКСПЛОАТАЦИОННИ ПОКАЗАТЕЛИ

№ 4 - 016 - 201280 - 2021/02

BG

EJOT®

b) Безопасност в случай на пожар (BWR 2)

| Основни характеристики | Показатели |
|------------------------|------------|
| | |
| | |
| | |

c) Хигиена, здраве и околна среда (BWR 3)

| Основни характеристики | Показатели |
|---|-----------------------------|
| Съдържание, емисии и/или изпускане на опасни вещества | Няма оценка на изпълнението |

d) Защита от шум (BWR 5)

| Основни характеристики | Показатели |
|------------------------|------------|
| | |

e) Икономия на енергия и запазване на топлината (BWR 6)

| Основни характеристики | Показатели |
|------------------------|------------|
| | |
| | |
| | |

f) Устойчиво използване на природните ресурси (BWR 7)

| Основни характеристики | Показатели |
|------------------------|------------|
| | |

Експлоатационните показатели на продукта, посочени по-горе, са в съответствие с декларираните експлоатационни показатели. Настоящата декларация за експлоатационни показатели се издава в съответствие с Регламент (ЕС) № 305/2011, като отговорността за нея се носи изцяло от посочения по-горе производител.

Подписано за и от името на производителя от:

Dr. Jens Weber

(Име)

Bad Laasphe, 09 March 2021

(Място и Дата)



(Подпис)

PROHLÁŠENÍ O VLASTNOSTECH

č. 4 - 016 - 201280 - 2021/02

CZ

EJOT®

b) Bezpečnost při požáru (BWR 2)

| základní charakteristiky | vlastnosti výrobku |
|--------------------------|--------------------|
| | |
| | |
| | |

c) Hygiena, zdraví a životní prostředí (BWR 3)

| základní charakteristiky | vlastnosti výrobku |
|---|-----------------------|
| Obsah, emise a/nebo uvolňování nebezpečných látek | Žádný hodnocený výkon |

d) Ochrana proti hluku (BWR 5)

| základní charakteristiky | vlastnosti výrobku |
|--------------------------|--------------------|
| | |

e) Úspora energie a zadržování tepla (BWR 6)

| základní charakteristiky | vlastnosti výrobku |
|--------------------------|--------------------|
| | |
| | |
| | |

f) Udržitelné využívání přírodních zdrojů (BWR 7)

| základní charakteristiky | vlastnosti výrobku |
|--------------------------|--------------------|
| | |

Vlastnosti výše uvedeného výrobku jsou ve shodě se souborem deklarovaných vlastností. Toto prohlášení o vlastnostech se v souladu s nařízením (EU) č. 305/2011 vydává na výhradní odpovědnost výrobce uvedeného výše.


Podepsáno za výrobce a jeho jménem:

Dr. Jens Weber

(jméno)

Bad Laasphe, 09 March 2021

(místo a datum vydání)



(podpis)

YDEEVNEDEKLARATION

Nr.: 4 - 016 - 201280 - 2021/02

DK

EJOT®

b) Sikkerhed ved brand (BWR 2)

| Væsentlige egenskaber | Ydelse |
|-----------------------|--------|
| | |
| | |
| | |

c) Hygiejne, sundhed og miljø (BWR 3)

| Væsentlige egenskaber | Ydelse |
|--|------------------------|
| Indhold, emission og/eller frigivelse af farlige stoffer | Ingen ydeevne vurderet |

d) Beskyttelse mod støj (BWR 5)

| Væsentlige egenskaber | Ydelse |
|-----------------------|--------|
| | |

e) Energibesparelser og varmebinding (BWR 6)

| Væsentlige egenskaber | Ydelse |
|-----------------------|--------|
| | |
| | |
| | |

f) Bæredygtig udnyttelse af naturressourcer (BWR 7)

| Væsentlige egenskaber | Ydelse |
|-----------------------|--------|
| | |

Ydeevnen for den vare, der er anført ovenfor, er i overensstemmelse med den deklarerede ydeevne. Denne ydeevnedeklaration er udarbejdet i overensstemmelse med forordning (EU) nr. 305/2011 på eneansvar af den fabrikant, der er anført ovenfor.

Underskrevet for fabrikanten og på dennes vegne af:

Dr. Jens Weber

(navn)

Bad Laasphe, 09 March 2021

(sted og dato for udstedelse)



(underskrift)

TOIMIVUSDEKLARATSIOON

nr 4 - 016 - 201280 - 2021/02

EE

EJOT®

b) Ohutus tulekahju korral (BWR 2)

| Põhiomadused | Toimivus |
|--------------|----------|
| | |
| | |
| | |

c) Hügieen, tervis ja keskkond (BWR 3)

| Põhiomadused | Toimivus |
|--|--------------------------------|
| Ohtlike ainete sisaldus, heide ja/või vabanemine | Tulemuslikkust ei ole hinnatud |

d) Kaitse müra eest (BWR 5)

| Põhiomadused | Toimivus |
|--------------|----------|
| | |

e) Energiasääst ja soojapidavus (BWR 6)

| Põhiomadused | Toimivus |
|--------------|----------|
| | |
| | |
| | |

f) Loodusvarade säästev kasutamine (BWR 7)

| Põhiomadused | Toimivus |
|--------------|----------|
| | |

Eespool kirjeldatud toote toimivus vastab deklareeritud toimivusele. Käesolev toimivusdeklaratsioon on välja antud kooskõlas määrusega (EL) nr 305/2011 eespool nimetatud tootja ainuvastutusel.

Tootja poolt ja nimel allkirjastanud:

Dr. Jens Weber

(Nimi)

Bad Laasphe, 09 March 2021

(Koht ja kuupäev)



(Allkiri)

DECLARACIÓN DE PRESTACIONES

no 4 - 016 - 201280 - 2021/02

ES

EJOT®

b) Seguridad en caso de incendio (BWR 2)

| Características esenciales | Prestaciones |
|----------------------------|--------------|
| | |
| | |
| | |

c) Higiene, salud y medio ambiente (BWR 3)

| Características esenciales | Prestaciones |
|--|----------------------------------|
| Contenido, emisión y/o liberación de sustancias peligrosas | No se ha evaluado el rendimiento |

d) Protección contra el ruido (BWR 5)

| Características esenciales | Prestaciones |
|----------------------------|--------------|
| | |

e) Ahorro de energía y retención del calor (BWR 6)

| Características esenciales | Prestaciones |
|----------------------------|--------------|
| | |
| | |
| | |

f) Uso sostenible de los recursos naturales (BWR 7)

| Características esenciales | Prestaciones |
|----------------------------|--------------|
| | |

Las prestaciones del producto identificado anteriormente son conformes con el conjunto de prestaciones declaradas. La presente declaración de prestaciones se emite, de conformidad con el Reglamento (UE) no 305/2011, bajo la sola responsabilidad del fabricante arriba identificado.

Firmado por y en nombre del fabricante por:

Dr. Jens Weber

(nombre)

Bad Laasphe, 09 March 2021

(lugar y fecha de emisión)



(firma)

SUORITUSTASOILMOITUS

Nro 4 - 016 - 201280 - 2021/02

FI

EJOT®

b) Turvallisuus tulipalon sattuessa (BWR 2)

| Perusominaisuudet | Tuotteen suoritustaso |
|-------------------|-----------------------|
| | |
| | |
| | |

c) Hygienia, terveys ja ympäristö (BWR 3)

| Perusominaisuudet | Tuotteen suoritustaso |
|--|-------------------------------|
| Vaarallisten aineiden pitoisuus, päästöt ja/tai vapautuminen | Suorituskykyä ei ole arvioitu |

d) Suojaus melua vastaan (BWR 5)

| Perusominaisuudet | Tuotteen suoritustaso |
|-------------------|-----------------------|
| | |

e) Energiansäästö ja lämmöntalteenotto (BWR 6)

| Perusominaisuudet | Tuotteen suoritustaso |
|-------------------|-----------------------|
| | |
| | |
| | |

f) Luonnonvarojen kestävä käyttö (BWR 7)

| Perusominaisuudet | Tuotteen suoritustaso |
|-------------------|-----------------------|
| | |

Edellä yksilöidyn tuotteen suoritustaso on ilmoitettujen suoritustasojen joukon mukainen. Tämä suoritustasoilmoitus on asetuksen (EU) N:o 305/2011 mukaisesti annettu edellä ilmoitetun valmistajan yksinomaisella vastuulla.

Valmistajan puolesta allekirjoittanut:

Dr. Jens Weber

(nimi)

Bad Laasphe, 09 March 2021

(paikka ja päivämäärä)



(allekirjoitus)

DÉCLARATION DES PERFORMANCES

No 4 - 016 - 201280 - 2021/02

FR

EJOT®

b) Sécurité en cas d'incendie (REB 2)

| Caractéristiques essentielles | Performances du produit |
|-------------------------------|-------------------------|
| | |
| | |
| | |

c) Hygiène, santé et environnement (REB 3)

| Caractéristiques essentielles | Performances du produit |
|---|----------------------------|
| Contenu, émission et/ou rejet de substances dangereuses | Aucune performance évaluée |

d) Protection contre le bruit (REB 5)

| Caractéristiques essentielles | Performances du produit |
|-------------------------------|-------------------------|
| | |

e) Économie d'énergie et rétention de la chaleur (REB 6)

| Caractéristiques essentielles | Performances du produit |
|-------------------------------|-------------------------|
| | |
| | |
| | |

f) Utilisation durable des ressources naturelles (REB 7)

| Caractéristiques essentielles | Performances du produit |
|-------------------------------|-------------------------|
| | |

Les performances du produit identifié ci-dessus sont conformes aux performances déclarées. Conformément au règlement (UE) no 305/2011, la présente déclaration des performances est établie sous la seule responsabilité du fabricant mentionné ci-dessus.

Signé pour le fabricant et en son nom par:

Dr. Jens Weber

(Nom)

Bad Laasphe, 09 March 2021

(Lieu et date)



(Signature)

ΔΗΛΩΣΗ ΕΠΙΔΟΣΕΩΝΑριθ. **4 - 016 - 201280 - 2021/02**

GR

EJOT®**b) Ασφάλεια σε περίπτωση πυρκαγιάς (BWR 2)**

| Ουσιώδη χαρακτηριστικά | Απόδοση |
|------------------------|---------|
| | |
| | |
| | |

c) Υγιεινή, υγεία και περιβάλλον (BWR 3)

| Ουσιώδη χαρακτηριστικά | Απόδοση |
|--|--------------------------------|
| Περιεχόμενο, εκπομπή ή/και απελευθέρωση επικίνδυνων ουσιών | Δεν αξιολογούνται οι επιδόσεις |

d) Προστασία από θόρυβο (BWR 5)

| Ουσιώδη χαρακτηριστικά | Απόδοση |
|------------------------|---------|
| | |

e) Εξοικονόμηση ενέργειας και συγκράτηση θερμότητας (BWR 6)

| Ουσιώδη χαρακτηριστικά | Απόδοση |
|------------------------|---------|
| | |
| | |
| | |

f) Εξοικονόμηση ενέργειας και συγκράτηση θερμότητας (BWR 7)

| Ουσιώδη χαρακτηριστικά | Απόδοση |
|------------------------|---------|
| | |

Η επίδοση του προϊόντος που ταυτοποιείται ανωτέρω είναι σύμφωνη με τη (τις) δηλωθείσα(-ες) επίδοση(-εις). Η δήλωση αυτή των επιδόσεων συντάσσεται, σύμφωνα με τον κανονισμό (ΕΕ) αριθ. 305/2011, με αποκλειστική ευθύνη του κατασκευαστή που ταυτοποιείται ανωτέρω.


Υπογραφή για λογαριασμό και εξ ονόματος του κατασκευαστή από:

Dr. Jens Weber

(όνομα)

Bad Laasphe, 09 March 2021

(τόπος και ημερομηνία έκδοσης)


(υπογραφή)

IZJAVA O SVOJSTVIMA

Br. 4 - 016 - 201280 - 2021/02

HR

EJOT®

b) Sigurnost u slučaju požara (BWR 2)

| Bitne karakteristike | Svojstva |
|----------------------|----------|
| | |
| | |
| | |

c) Higijena, zdravlje i okoliš (BWR 3)

| Bitne karakteristike | Svojstva |
|---|---------------------------|
| Sadržaj, emisija i/ili ispuštanje opasnih tvari | Izvedba nije procijenjena |

d) Zaštita od buke (BWR 5)

| Bitne karakteristike | Svojstva |
|----------------------|----------|
| | |

e) Ušteda energije i zadržavanje topline (BWR 6)

| Bitne karakteristike | Svojstva |
|----------------------|----------|
| | |
| | |
| | |

f) Održivo korištenje prirodnih resursa (BWR 7)

| Bitne karakteristike | Svojstva |
|----------------------|----------|
| | |

Prije utvrđeno svojstvo proizvoda u skladu je s objavljenim svojstvima. Ova izjava o svojstvima izdaje se, u skladu s Uredbom (EU) br. 305/2011, pod isključivom odgovornošću prethodno utvrđenog proizvođača.


Za proizvođača i u njegovo ime potpisao:

Dr. Jens Weber

(ime)

Bad Laasphe, 09 March 2021

(Mjesto i datum izdavanja)



(potpis)

TELJESÍTMÉNYNYILATKOZAT

Száma: 4 - 016 - 201280 - 2021/02

HU

EJOT®

b) Biztonság tűz esetén (BWR 2)

| Lényeges termékjellemzők | Termék teljesítménye |
|--------------------------|----------------------|
| | |
| | |
| | |

c) Higiénia, egészség és környezet (BWR 3)

| Lényeges termékjellemzők | Termék teljesítménye |
|---|-----------------------------|
| Veszélyes anyagok tartalma, kibocsátása és/vagy kibocsátása | Nincs értékelt teljesítmény |

d) Zaj elleni védelem (BWR 5)

| Lényeges termékjellemzők | Termék teljesítménye |
|--------------------------|----------------------|
| | |

e) Energiatakarékosság és hővisszatartás (BWR 6)

| Lényeges termékjellemzők | Termék teljesítménye |
|--------------------------|----------------------|
| | |
| | |
| | |

f) A természeti erőforrások fenntartható használata (BWR 7)

| Lényeges termékjellemzők | Termék teljesítménye |
|--------------------------|----------------------|
| | |

A fent azonosított termék teljesítménye megfelel a bejelentett teljesítmény(ek)nek. A 305/2011/EU rendeletnek megfelelően e teljesítménynyilatkozat kiadásáért kizárólag a fent meghatározott gyártó a felelős.

A gyártó nevében és részéről aláíró személy:

Dr. Jens Weber

(név)

Bad Laasphe, 09 March 2021

(hely és kiállítás dátuma)



(aláírás)

DICHIARAZIONE DI PRESTAZIONE

N. 4 - 016 - 201280 - 2021/02

IT

EJOT®

b) Sicurezza in caso di incendio (BWR 2)

| Caratteristiche essenziali | Prestazione |
|----------------------------|-------------|
| | |
| | |
| | |

c) Igiene, salute e ambiente (BWR 3)

| Caratteristiche essenziali | Prestazione |
|--|------------------------------|
| Contenuto, emissione e/o rilascio di sostanze pericolose | Nessuna prestazione valutata |

d) Protezione contro il rumore (BWR 5)

| Caratteristiche essenziali | Prestazione |
|----------------------------|-------------|
| | |

e) Economia energetica e ritenzione di calore (BWR 6)

| Caratteristiche essenziali | Prestazione |
|----------------------------|-------------|
| | |
| | |
| | |

f) Uso sostenibile delle risorse naturali (BWR 7)

| Caratteristiche essenziali | Prestazione |
|----------------------------|-------------|
| | |

La prestazione del prodotto sopra identificato è conforme all'insieme delle prestazioni dichiarate. La presente dichiarazione di responsabilità viene emessa, in conformità al regolamento (UE) n. 305/2011, sotto la sola responsabilità del fabbricante sopra identificato.

Firmato a nome e per conto del fabbricante da:

Dr. Jens Weber

(nome)

Bad Laasphe, 09 March 2021

(luogo e data del rilascio)



(firma)

EKSPLOATACINIŲ SAVYBIŲ DEKLARACIJA

Nr. 4 - 016 - 201280 - 2021/02

LT

EJOT®

b) Sauga gaisro atveju (BWR 2)

| Esminės charakteristikos | Eksploatacinės savybės |
|--------------------------|------------------------|
| | |
| | |
| | |

c) Higiena, sveikata ir aplinka (BWR 3)

| Esminės charakteristikos | Eksploatacinės savybės |
|---|--------------------------------|
| Pavojingų medžiagų kiekis, išmetimas ir (arba) išleidimas | Veiklos rezultatai neįvertinti |

d) Apsauga nuo triukšmo (BWR 5)

| Esminės charakteristikos | Eksploatacinės savybės |
|--------------------------|------------------------|
| | |

e) Energijos taupymas ir šilumos išsaugojimas (BWR 6)

| Esminės charakteristikos | Eksploatacinės savybės |
|--------------------------|------------------------|
| | |
| | |
| | |

f) Tvarus gamtos išteklių naudojimas (BWR 7)

| Esminės charakteristikos | Eksploatacinės savybės |
|--------------------------|------------------------|
| | |

Nurodyto produkto eksploatacinės savybės atitinka visas deklaruotas eksploatacines savybes. Ši eksploatacinių savybių deklaracija pateikiama vadovaujantis Reglamentu (ES) Nr. 305/2011, atsakomybė už jos turinį tenka tik joje nurodytam gamintojui.


Pasirašyta (gamintojo ir jo vardu):

Dr. Jens Weber

(vardas)

Bad Laasphe, 09 March 2021

(išdavimo vieta ir data)



(parašas)

EKSPLUATĀCIJAS ĪPAŠĪBU DEKLARĀCIJA

Nr. 4 - 016 - 201280 - 2021/02

LV

EJOT®

b) Drošība ugunsgrēka gadījumā (BWR 2)

| Būtiskie raksturlielumi | Ekspluatācijas īpašības |
|-------------------------|-------------------------|
| | |
| | |
| | |

c) Higiēna, veselība un vide (BWR 3)

| Būtiskie raksturlielumi | Ekspluatācijas īpašības |
|--|--------------------------|
| Bīstamu vielu saturs, emisija un/vai izdalīšanās | Veiktspēja nav novērtēta |

d) Aizsardzība pret troksni (BWR 5)

| Būtiskie raksturlielumi | Ekspluatācijas īpašības |
|-------------------------|-------------------------|
| | |

e) Enerģijas ekonomija un siltuma saglabāšana (BWR 6)

| Būtiskie raksturlielumi | Ekspluatācijas īpašības |
|-------------------------|-------------------------|
| | |
| | |
| | |

f) Dabas resursu ilgtspējīga izmantošana (BWR 7)

| Būtiskie raksturlielumi | Ekspluatācijas īpašības |
|-------------------------|-------------------------|
| | |

Iepriekš norādītā izstrādājuma ekspluatācijas īpašības atbilst deklarēto ekspluatācijas īpašību kopumam. Šī ekspluatācijas īpašību deklarācija izdota saskaņā ar Regulu (ES) Nr. 305/2011, un par to ir atbildīgs vienīgi iepriekš norādītais ražotājs.

Parakstīts ražotāja vārdā:

Dr. Jens Weber

(Vārds)

Bad Laasphe, 09 March 2021

(Izsniegšanas vieta un datums)



(Paraksts)

DIKJARAZZJONI TA' PRESTAZZJONI

Nru. 4 - 016 - 201280 - 2021/02

MT

EJOT®

b) Sigurtà fil-każ ta 'nar (BWR 2)

| Karatteristiċi essenzjali | Prestazzjoni |
|---------------------------|--------------|
| | |
| | |
| | |

c) Iġjene, saħħa u ambjent (BWR 3)

| Karatteristiċi essenzjali | Prestazzjoni |
|--|----------------------------|
| Kontenut, emissjoni u/jew rilaxx ta' sustanzi perikolużi | Ebda prestazzjoni evalwata |

d) Protezzjoni kontra l-istorbju (BWR 5)

| Karatteristiċi essenzjali | Prestazzjoni |
|---------------------------|--------------|
| | |

e) Ekonomija tal-enerġija u żamma tas-sħana (BWR 6)

| Karatteristiċi essenzjali | Prestazzjoni |
|---------------------------|--------------|
| | |
| | |
| | |

f) Użu sostenibbli tar-riżorsi naturali (BWR 7)

| Karatteristiċi essenzjali | Prestazzjoni |
|---------------------------|--------------|
| | |

Il-prestazzjoni tal-prodott identifikat hawn fuq hija konformi mal-prestazzjonijiet iddikjarati. Din id-dikjarazzjoni ta' prestazzjoni hija maħruġa, skont ir-Regolament (UE) Nru 305/2011, taħt ir-responsabbiltà unika tal-manifattur identifikat hawn fuq.

Iffirmat għal u f'isem il-manifattur minn:

Dr. Jens Weber

(isem)

Bad Laasphe, 09 March 2021

(post u data tal-ħruġ)



(firma)

PRESTATIEVERKLARING

Nr. 4 - 016 - 201280 - 2021/02

NL

EJOT®

b) Veiligheid in geval van brand (BWR 2)

| Essentiële kenmerken | Prestaties |
|----------------------|------------|
| | |
| | |
| | |

c) Hygiëne, gezondheid en het milieu (BWR 3)

| Essentiële kenmerken | Prestaties |
|---|---------------------------|
| Inhoud, emissie en/of vrijkomen van gevaarlijke stoffen | Geen prestatiebeoordeling |

d) Bescherming tegen lawaai (BWR 5)

| Essentiële kenmerken | Prestaties |
|----------------------|------------|
| | |

e) Energiebesparing en warmtebehoud (BWR 6)

| Essentiële kenmerken | Prestaties |
|----------------------|------------|
| | |
| | |
| | |

f) Duurzaam gebruik van natuurlijke hulpbronnen (BWR 7)

| Essentiële kenmerken | Prestaties |
|----------------------|------------|
| | |

De prestaties van het hierboven omschreven product zijn conform de aangegeven prestaties. Deze prestatieverklaring wordt in overeenstemming met Verordening (EU) nr. 305/2011 onder de exclusieve verantwoordelijkheid van de hierboven vermelde fabrikant verstrekt.

Ondertekend voor en namens de fabrikant door:

Dr. Jens Weber

(naam)

Bad Laasphe, 09 March 2021

(plaats en datum van afgifte)



(handtekening)

DEKLARACJA WŁAŚCIWOŚCI UŻYTKOWYCH

Nr 4 - 016 - 201280 - 2021/02

PL

EJOT[®]

b) Bezpieczeństwo pożarowe (BWR 2)

| Zasadnicze charakterystyki | Właściwości użytkowe |
|----------------------------|----------------------|
| | |
| | |
| | |

c) Higiena, zdrowie i środowisko (BWR 3)

| Zasadnicze charakterystyki | Właściwości użytkowe |
|---|----------------------|
| Zawartość, emisja i/lub uwalnianie substancji niebezpiecznych | Brak oceny wyników |

d) Ochrona przed hałasem (BWR 5)

| Zasadnicze charakterystyki | Właściwości użytkowe |
|----------------------------|----------------------|
| | |

e) Oszczędność energii i zatrzymywanie ciepła (BWR 6)

| Zasadnicze charakterystyki | Właściwości użytkowe |
|----------------------------|----------------------|
| | |
| | |
| | |

f) Zrównoważone wykorzystanie zasobów naturalnych (BWR 7)

| Zasadnicze charakterystyki | Właściwości użytkowe |
|----------------------------|----------------------|
| | |

Właściwości użytkowe określonego powyżej wyrobu są zgodne z zestawem deklarowanych właściwości użytkowych. Niniejsza deklaracja właściwości użytkowych wydana zostaje zgodnie z Rozporządzeniem (UE) nr 305/2011 na wyłączną odpowiedzialność producenta określonego powyżej.


W imieniu producenta podpisał(-a):

dr Jens Weber

(nazwisko)

Bad Laasphe, 09 March 2021

(miejsce i data wydania)



(podpis)

DECLARAÇÃO DE DESEMPENHO

N.º 4 - 016 - 201280 - 2021/02

PT

EJOT®

b) Segurança em caso de incêndio (BWR 2)

| Características essenciais | Desempenho |
|----------------------------|------------|
| | |
| | |
| | |

c) Higiene, saúde e meio ambiente (BWR 3)

| Características essenciais | Desempenho |
|--|----------------------------|
| Conteúdo, emissão e/ou libertação de substâncias perigosas | Nenhum desempenho avaliado |

d) Protecção contra o ruído (BWR 5)

| Características essenciais | Desempenho |
|----------------------------|------------|
| | |

e) Economia de energia e retenção de calor (BWR 6)

| Características essenciais | Desempenho |
|----------------------------|------------|
| | |
| | |
| | |

f) Utilização sustentável dos recursos naturais (BWR 7)

| Características essenciais | Desempenho |
|----------------------------|------------|
| | |

O desempenho do produto identificado acima está em conformidade com o conjunto de desempenhos declarados. A presente declaração de desempenho é emitida, em conformidade com o Regulamento (UE) n.º 305/2011, sob a exclusiva responsabilidade do fabricante identificado acima.

Assinado por e em nome do fabricante por:

Dr. Jens Weber

(nome)

Bad Laasphe, 09 March 2021

(local e data de emissão)



(assinatura)

DECLARAȚIA DE PERFORMANȚĂ

Nr, **4 - 016 - 201280 - 2021/02**

RO

EJOT®

b) Siguranța în caz de incendiu (BWR 2)

| Caracteristici esențiale | Performanța produsului |
|--------------------------|------------------------|
| | |
| | |
| | |

c) Igiena, sănătatea și mediul (BWR 3)

| Caracteristici esențiale | Performanța produsului |
|---|-----------------------------|
| Conținutul, emisia și/sau eliberarea de substanțe periculoase | Nu se evaluează performanța |

d) Protecție împotriva zgomotului (BWR 5)

| Caracteristici esențiale | Performanța produsului |
|--------------------------|------------------------|
| | |

e) Economie de energie și păstrarea căldurii (BWR 6)

| Caracteristici esențiale | Performanța produsului |
|--------------------------|------------------------|
| | |
| | |
| | |

f) Utilizarea durabilă a resurselor naturale (BWR 7)

| Caracteristici esențiale | Performanța produsului |
|--------------------------|------------------------|
| | |

Performanța produsului identificat mai sus este în conformitate cu setul de performanțe declarate. Această declarație de performanță este eliberată în conformitate cu Regulamentul (UE) nr. 305/2011, pe răspunderea exclusivă a fabricantului identificat mai sus.


Semnată pentru și în numele fabricantului de către:

Dr. Jens Weber

(numele)

Bad Laasphe, 09 March 2021

(locul și data emiterii)



(semnătură)

PRESTANDEDEKLARATION

Nr 4 - 016 - 201280 - 2021/02

SE

EJOT®

b) Säkerhet vid brand (BWR 2)

| Väsentliga egenskaper | Prestanda |
|-----------------------|-----------|
| | |
| | |
| | |

c) Hygien, hälsa och miljö (BWR 3)

| Väsentliga egenskaper | Prestanda |
|---|-------------------------|
| Innehåll, utsläpp och/eller frigörelse av farliga ämnen | Ingen resultatbedömning |

d) Skydd mot buller (BWR 5)

| Väsentliga egenskaper | Prestanda |
|-----------------------|-----------|
| | |

e) Energihushållning och värmehållning (BWR 6)

| Väsentliga egenskaper | Prestanda |
|-----------------------|-----------|
| | |
| | |
| | |

f) Hållbar användning av naturresurser (BWR 7)

| Väsentliga egenskaper | Prestanda |
|-----------------------|-----------|
| | |

Prestandan för ovanstående produkt överensstämmer med den angivna prestandan. Denna prestandadeklaration har utfärdats i enlighet med förordning (EU) nr 305/2011 på eget ansvar av den tillverkare som anges ovan.

Undertecknad på tillverkarens vägnar av:

Dr. Jens Weber

(namn)

Bad Laasphe, 09 March 2021

(plats and datum)



(signatur)

VYHLÁSENIE O PARAMETROCH

č. 4 - 016 - 201280 - 2021/02

SK

EJOT®

b) Bezpečnosť v prípade požiaru (BWR 2)

| základné charakteristiky | vlastnosti výrobku |
|--------------------------|--------------------|
| | |
| | |
| | |

c) Hygiena, zdravie a životné prostredie (BWR 3)

| základné charakteristiky | vlastnosti výrobku |
|--|-------------------------------|
| Obsah, emisie a/alebo uvoľňovanie nebezpečných látok | Nehodnotí sa žiadna výkonnosť |

d) Ochrana proti hluku (BWR 5)

| základné charakteristiky | vlastnosti výrobku |
|--------------------------|--------------------|
| | |

e) Úspora energie a zadržiavanie tepla (BWR 6)

| základné charakteristiky | vlastnosti výrobku |
|--------------------------|--------------------|
| | |
| | |
| | |

f) Udržateľné využívanie prírodných zdrojov (BWR 7)

| základné charakteristiky | vlastnosti výrobku |
|--------------------------|--------------------|
| | |


Uvedené parametre výrobku sú v zhode so súborom deklarovaných parametrov. Toto vyhlásenie o parametroch sa v súlade s nariadením (EÚ) č. 305/2011 vydáva na výhradnú zodpovednosť uvedeného výrobcu.

Podpísal(-a) za a v mene výrobcu:

Dr. Jens Weber

(meno)

Bad Laasphe, 09 March 2021
(miesto a dátum na výstava)



(podpis)

IZJAVA O LASTNOSTIH

Št. 4 - 016 - 201280 - 2021/02

SLO

EJOT®

b) Varnost v primeru požara (BWR 2)

| Glavne značilnosti | Zmogljivost proizvoda |
|--------------------|-----------------------|
| | |
| | |
| | |

c) Higiena, zdravje in okolje (BWR 3) \ t

| Glavne značilnosti | Zmogljivost proizvoda |
|--|----------------------------|
| Vsebnost, emisije in/ali sproščanje nevarnih snovi | Uspešnost ni bila ocenjena |

d) Zaščita pred hrupom (BWR 5) \ t

| Glavne značilnosti | Zmogljivost proizvoda |
|--------------------|-----------------------|
| | |

e) Varčevanje z energijo in ohranjanje toplote (BWR 6) \ t

| Glavne značilnosti | Zmogljivost proizvoda |
|--------------------|-----------------------|
| | |
| | |
| | |

f) Trajnostna raba naravnih virov (BWR 7) \ t

| Glavne značilnosti | Zmogljivost proizvoda |
|--------------------|-----------------------|
| | |

Lastnosti proizvoda, navedenega zgoraj, so v skladu z navedenimi lastnostmi. Za izdajo te izjave o lastnostih je v skladu z Uredbo (EU) št. 305/2011 odgovoren izključno proizvajalec, naveden zgoraj.


Podpisal za in v imenu proizvajalca:

Dr. Jens Weber

(Ime)

Bad Laasphe, 09 March 2021

(Kraj in datum izstavitve)



(Podpis)

| Table B1: Installation parameters for threaded rod | | | | | | | | | | | | |
|---|---------------------------------------|------|--|-------------------|-------------------|-----------------|----------------|------------------|-------------------|-------------------|----------------|----------------|
| Anchor size | | | M8 | M10 | M12 | M16 | M20 | M24 | M27 | M30 | | |
| Diameter of element | $d = d_{nom}$ | [mm] | 8 | 10 | 12 | 16 | 20 | 24 | 27 | 30 | | |
| Nominal drill hole diameter | d_0 | [mm] | 10 | 12 | 14 | 18 | 22 | 28 | 30 | 35 | | |
| Effective embedment depth | $h_{ef,min}$ | [mm] | 60 | 60 | 70 | 80 | 90 | 96 | 108 | 120 | | |
| | $h_{ef,max}$ | [mm] | 160 | 200 | 240 | 320 | 400 | 480 | 540 | 600 | | |
| Diameter of clearance hole in the fixture | Prepositioned installation $d_f \leq$ | [mm] | 9 | 12 | 14 | 18 | 22 | 26 | 30 | 33 | | |
| | Push through installation d_f | [mm] | 12 | 14 | 16 | 20 | 24 | 30 | 33 | 40 | | |
| Maximum torque moment | $\max T_{inst} \leq$ | [Nm] | 10 | 20 | 40 ¹⁾ | 60 | 100 | 170 | 250 | 300 | | |
| Minimum thickness of member | h_{min} | [mm] | $h_{ef} + 30 \text{ mm} \geq 100 \text{ mm}$ | | | $h_{ef} + 2d_0$ | | | | | | |
| Minimum spacing | s_{min} | [mm] | 40 | 50 | 60 | 75 | 95 | 115 | 125 | 140 | | |
| Minimum edge distance | c_{min} | [mm] | 35 | 40 | 45 | 50 | 60 | 65 | 75 | 80 | | |
| ¹⁾ Maximum Torque moment for M12 with steel Grade 4.6 is 35 Nm | | | | | | | | | | | | |
| Table B2: Installation parameters for rebar | | | | | | | | | | | | |
| Anchor size | | | $\emptyset 8^1)$ | $\emptyset 10^1)$ | $\emptyset 12^1)$ | $\emptyset 14$ | $\emptyset 16$ | $\emptyset 20$ | $\emptyset 24^1)$ | $\emptyset 25^1)$ | $\emptyset 28$ | $\emptyset 32$ |
| Diameter of element | $d = d_{nom}$ | [mm] | 8 | 10 | 12 | 14 | 16 | 20 | 24 | 25 | 28 | 32 |
| Nominal drill hole diameter | d_0 | [mm] | 10 12 | 12 14 | 14 16 | 18 | 20 | 25 | 30 32 | 30 32 | 35 | 40 |
| Effective embedment depth | $h_{ef,min}$ | [mm] | 60 | 60 | 70 | 75 | 80 | 90 | 96 | 100 | 112 | 128 |
| | $h_{ef,max}$ | [mm] | 160 | 200 | 240 | 280 | 320 | 400 | 480 | 500 | 560 | 640 |
| Minimum thickness of member | h_{min} | [mm] | $h_{ef} + 30 \text{ mm} \geq 100 \text{ mm}$ | | | $h_{ef} + 2d_0$ | | | | | | |
| Minimum spacing | s_{min} | [mm] | 40 | 50 | 60 | 70 | 75 | 95 | 120 | 120 | 130 | 150 |
| Minimum edge distance | c_{min} | [mm] | 35 | 40 | 45 | 50 | 50 | 60 | 70 | 70 | 75 | 85 |
| ¹⁾ both nominal drill hole diameter can be used | | | | | | | | | | | | |
| Table B3: Installation parameters for internal threaded anchor rod | | | | | | | | | | | | |
| Anchor size | | | IG-M6 | IG-M8 | IG-M10 | IG-M12 | IG-M16 | IG-M20 | | | | |
| Internal diameter of anchor rod | d_2 | [mm] | 6 | 8 | 10 | 12 | 16 | 20 | | | | |
| Outer diameter of anchor rod ¹⁾ | $d = d_{nom}$ | [mm] | 10 | 12 | 16 | 20 | 24 | 30 | | | | |
| Nominal drill hole diameter | d_0 | [mm] | 12 | 14 | 18 | 22 | 28 | 35 | | | | |
| Effective embedment depth | $h_{ef,min}$ | [mm] | 60 | 70 | 80 | 90 | 96 | 120 | | | | |
| | $h_{ef,max}$ | [mm] | 200 | 240 | 320 | 400 | 480 | 600 | | | | |
| Diameter of clearance hole in the fixture | $d_f \leq$ | [mm] | 7 | 9 | 12 | 14 | 18 | 22 | | | | |
| Maximum torque moment | $\max T_{inst} \leq$ | [Nm] | 10 | 10 | 20 | 40 | 60 | 100 | | | | |
| Thread engagement length min/max | l_G | [mm] | 8/20 | 8/20 | 10/25 | 12/30 | 16/32 | 20/40 | | | | |
| Minimum thickness of member | h_{min} | [mm] | $h_{ef} + 30 \text{ mm} \geq 100 \text{ mm}$ | | | $h_{ef} + 2d_0$ | | | | | | |
| Minimum spacing | s_{min} | [mm] | 50 | 60 | 75 | 95 | 115 | 140 | | | | |
| Minimum edge distance | c_{min} | [mm] | 40 | 45 | 50 | 60 | 65 | 80 | | | | |
| ¹⁾ With metric threads according to EN 1993-1-8:2005+AC:2009 | | | | | | | | | | | | |
| Injection system EJOT MULTIFIX SE1000 SEISMIC for concrete | | | | | | | | Annex B 3 | | | | |
| Intended Use Installation parameters | | | | | | | | | | | | |

| Table C1: Characteristic values for steel tension resistance and steel shear resistance of threaded rods | | | | | | | | | | | |
|---|--|--------------------------|-------------------|------------|------------|------------|------------|------------|-----------------|------------------|-----------------|
| Size | | | M8 | M10 | M12 | M16 | M20 | M24 | M27 | M30 | |
| Cross section area | | A_s [mm ²] | 36,6 | 56 | 64,3 | 157 | 245 | 353 | 459 | 561 | |
| Characteristic tension resistance, Steel failure ¹⁾ | | | | | | | | | | | |
| Steel, Property class 4.6 and 4.8 | | $N_{Rk,s}$ [kN] | 15 (13) | 23 (21) | 34 | 63 | 98 | 141 | 184 | 224 | |
| Steel, Property class 5.6 and 5.8 | | $N_{Rk,s}$ [kN] | 18 (17) | 29 (27) | 42 | 78 | 122 | 176 | 230 | 280 | |
| Steel, Property class 8.8 | | $N_{Rk,s}$ [kN] | 29 (27) | 46 (43) | 67 | 125 | 196 | 282 | 368 | 449 | |
| Stainless steel A2, A4 and HCR, class 50 | | $N_{Rk,s}$ [kN] | 18 | 29 | 42 | 79 | 123 | 177 | 230 | 281 | |
| Stainless steel A2, A4 and HCR, class 70 | | $N_{Rk,s}$ [kN] | 26 | 41 | 59 | 110 | 171 | 247 | - ³⁾ | - ³⁾ | |
| Stainless steel A4 and HCR, class 80 | | $N_{Rk,s}$ [kN] | 29 | 46 | 67 | 126 | 196 | 282 | - ³⁾ | - ³⁾ | |
| Characteristic tension resistance, Partial factor ²⁾ | | | | | | | | | | | |
| Steel, Property class 4.6 and 5.6 | | $\gamma_{Ms,N}$ [-] | 2,0 | | | | | | | | |
| Steel, Property class 4.8, 5.8 and 8.8 | | $\gamma_{Ms,N}$ [-] | 1,5 | | | | | | | | |
| Stainless steel A2, A4 and HCR, class 50 | | $\gamma_{Ms,N}$ [-] | 2,86 | | | | | | | | |
| Stainless steel A2, A4 and HCR, class 70 | | $\gamma_{Ms,N}$ [-] | 1,87 | | | | | | | | |
| Stainless steel A4 and HCR, class 80 | | $\gamma_{Ms,N}$ [-] | 1,6 | | | | | | | | |
| Characteristic shear resistance, Steel failure ¹⁾ | | | | | | | | | | | |
| Without lever arm | Steel, Property class 4.6 and 4.8 | | $V_{Rk,s}^0$ [kN] | 9 (8) | 14 (13) | 20 | 38 | 59 | 85 | 110 | 135 |
| | Steel, Property class 5.6 and 5.8 | | $V_{Rk,s}^0$ [kN] | 11 (10) | 17 (16) | 25 | 47 | 74 | 106 | 138 | 168 |
| | Steel, Property class 8.8 | | $V_{Rk,s}^0$ [kN] | 15 (13) | 23 (21) | 34 | 63 | 98 | 141 | 184 | 224 |
| | Stainless steel A2, A4 and HCR, class 50 | | $V_{Rk,s}^0$ [kN] | 9 | 15 | 21 | 39 | 61 | 88 | 115 | 140 |
| | Stainless steel A2, A4 and HCR, class 70 | | $V_{Rk,s}^0$ [kN] | 13 | 20 | 30 | 55 | 86 | 124 | - ³⁾ | - ³⁾ |
| | Stainless steel A4 and HCR, class 80 | | $V_{Rk,s}^0$ [kN] | 15 | 23 | 34 | 63 | 98 | 141 | - ³⁾ | - ³⁾ |
| With lever arm | Steel, Property class 4.6 and 4.8 | | $M_{Rk,s}^0$ [Nm] | 15 (13) | 30 (27) | 52 | 133 | 260 | 449 | 666 | 900 |
| | Steel, Property class 5.6 and 5.8 | | $M_{Rk,s}^0$ [Nm] | 19 (16) | 37 (33) | 65 | 166 | 324 | 560 | 833 | 1123 |
| | Steel, Property class 8.8 | | $M_{Rk,s}^0$ [Nm] | 30 (26) | 60 (53) | 105 | 266 | 519 | 896 | 1333 | 1797 |
| | Stainless steel A2, A4 and HCR, class 50 | | $M_{Rk,s}^0$ [Nm] | 19 | 37 | 66 | 167 | 325 | 561 | 832 | 1125 |
| | Stainless steel A2, A4 and HCR, class 70 | | $M_{Rk,s}^0$ [Nm] | 26 | 52 | 92 | 232 | 454 | 784 | - ³⁾ | - ³⁾ |
| | Stainless steel A4 and HCR, class 80 | | $M_{Rk,s}^0$ [Nm] | 30 | 59 | 105 | 266 | 519 | 896 | - ³⁾ | - ³⁾ |
| Characteristic shear resistance, Partial factor ²⁾ | | | | | | | | | | | |
| Steel, Property class 4.6 and 5.6 | | $\gamma_{Ms,V}$ [-] | 1,67 | | | | | | | | |
| Steel, Property class 4.8, 5.8 and 8.8 | | $\gamma_{Ms,V}$ [-] | 1,25 | | | | | | | | |
| Stainless steel A2, A4 and HCR, class 50 | | $\gamma_{Ms,V}$ [-] | 2,38 | | | | | | | | |
| Stainless steel A2, A4 and HCR, class 70 | | $\gamma_{Ms,V}$ [-] | 1,56 | | | | | | | | |
| Stainless steel A4 and HCR, class 80 | | $\gamma_{Ms,V}$ [-] | 1,33 | | | | | | | | |
| ¹⁾ Values are only valid for the given stress area A_s . Values in brackets are valid for undersized threaded rods with smaller stress area A_s for hot-dip galvanised threaded rods according to EN ISO 10684:2004+AC:2009. ²⁾ in absence of national regulation ³⁾ Anchor type not part of the ETA | | | | | | | | | | | |
| Injection system EJOT MULTIFIX SE1000 SEISMIC for concrete | | | | | | | | | | Annex C 1 | |
| Performances Characteristic values for steel tension resistance and steel shear resistance of threaded rods | | | | | | | | | | | |

| Table C2: Characteristic values for Concrete cone failure and Splitting with all kind of action | | | | |
|--|------------------------|-------------|----------------------------------|--|
| Anchor | | | All Anchor type and sizes | |
| Concrete cone failure | | | | |
| Non-cracked concrete | $k_{ucr,N}$ | [-] | 11,0 | |
| Cracked concrete | $k_{cr,N}$ | [-] | 7,7 | |
| Edge distance | $c_{cr,N}$ | [mm] | $1,5 h_{ef}$ | |
| Axial distance | $s_{cr,N}$ | [mm] | $2 c_{cr,N}$ | |
| Splitting | | | | |
| Edge distance | $h/h_{ef} \geq 2,0$ | $c_{cr,sp}$ | [mm] | $1,0 h_{ef}$ |
| | $2,0 > h/h_{ef} > 1,3$ | | | $2 \cdot h_{ef} \left(2,5 - \frac{h}{h_{ef}} \right)$ |
| | $h/h_{ef} \leq 1,3$ | | | $2,4 h_{ef}$ |
| Axial distance | $s_{cr,sp}$ | [mm] | $2 c_{cr,sp}$ | |
| | | | | |
| Injection system EJOT MULTIFIX SE1000 SEISMIC for concrete | | | | Annex C 2 |
| Performances Characteristic values for Concrete cone failure and Splitting with all kind of action | | | | |

| Table C3: Characteristic values of tension loads under static and quasi-static action for a working life of 50 years | | | | | | | | | | | | |
|--|---------------|---|-----------------|--------------------------------------|------------|------------|------------|------------|------------|------------------|------------|-----|
| Anchor size threaded rod | | | | M8 | M10 | M12 | M16 | M20 | M24 | M27 | M30 | |
| Steel failure | | | | | | | | | | | | |
| Characteristic tension resistance | | $N_{Rk,s}$ | [kN] | $A_s \cdot f_{uk}$ (or see Table C1) | | | | | | | | |
| Partial factor | | $\gamma_{Ms,N}$ | [-] | see Table C1 | | | | | | | | |
| Combined pull-out and concrete failure | | | | | | | | | | | | |
| Characteristic bond resistance in non-cracked concrete C20/25 in hammer drilled holes (HD) and compressed air drilled holes (CD) | | | | | | | | | | | | |
| Temperature range | I: 40°C/24°C | Dry, wet concrete and flooded bore hole | $\tau_{Rk,ucr}$ | [N/mm ²] | 20 | 20 | 19 | 19 | 18 | 17 | 16 | 16 |
| | II: 72°C/50°C | | | | 15 | 15 | 15 | 14 | 13 | 13 | 12 | 12 |
| Characteristic bond resistance in non-cracked concrete C20/25 in hammer drilled holes with hollow drill bit (HDB) | | | | | | | | | | | | |
| Temperature range | I: 40°C/24°C | Dry, wet concrete | $\tau_{Rk,ucr}$ | [N/mm ²] | 17 | 16 | 16 | 16 | 15 | 14 | 14 | 13 |
| | II: 72°C/50°C | | | | 14 | 14 | 14 | 13 | 13 | 12 | 12 | 11 |
| | I: 40°C/24°C | flooded bore hole | | | 16 | 16 | 16 | 15 | 15 | 14 | 14 | 13 |
| | II: 72°C/50°C | | | | 14 | 14 | 14 | 13 | 13 | 12 | 12 | 11 |
| Characteristic bond resistance in cracked concrete C20/25 in hammer drilled holes (HD) , compressed air drilled holes (CD) and with hollow drill bit (HDB) | | | | | | | | | | | | |
| Temperature range | I: 40°C/24°C | Dry, wet concrete and flooded bore hole | $\tau_{Rk,cr}$ | [N/mm ²] | 7,0 | 7,0 | 8,5 | 8,5 | 8,5 | 8,5 | 8,5 | 8,5 |
| | II: 72°C/50°C | | | | 6,0 | 6,0 | 7,0 | 7,0 | 7,0 | 7,0 | 7,0 | 7,0 |
| Reduction factor ψ^0_{sus} in cracked and non-cracked concrete C20/25 in hammer drilled holes (HD), compressed air drilled holes (CD) and with hollow drill bit (HDB) | | | | | | | | | | | | |
| Temperature range | I: 40°C/24°C | Dry, wet concrete and flooded bore hole | ψ^0_{sus} | [-] | 0,80 | | | | | | | |
| | II: 72°C/50°C | | | | 0,68 | | | | | | | |
| Increasing factors for concrete ψ_c | | | C25/30 | 1,02 | | | | | | | | |
| | | | C30/37 | 1,04 | | | | | | | | |
| | | | C35/45 | 1,07 | | | | | | | | |
| | | | C40/50 | 1,08 | | | | | | | | |
| | | | C45/55 | 1,09 | | | | | | | | |
| | | | C50/60 | 1,10 | | | | | | | | |
| Concrete cone failure | | | | | | | | | | | | |
| Relevant parameter | | | | see Table C2 | | | | | | | | |
| Splitting | | | | | | | | | | | | |
| Relevant parameter | | | | see Table C2 | | | | | | | | |
| Installation factor | | | | | | | | | | | | |
| for dry and wet concrete (HD; HDB; CD) | | γ_{inst} | [-] | 1,0 | | | | | | | | |
| for flooded bore hole (HD; HDB; CD) | | | | 1,2 | | | | | | | | |
| Injection system EJOT MULTIFIX SE1000 SEISMIC for concrete | | | | | | | | | | Annex C 3 | | |
| Performances Characteristic values of tension loads under static and quasi-static action | | | | | | | | | | | | |

| Table C4: Characteristic values of tension loads under static and quasi-static action for a working life of 100 years | | | | | | | | | | | | |
|--|---------------|---|---------------------|--------------------------------------|------------|------------|------------|------------|------------|------------------|------------|-----|
| Anchor size threaded rod | | | | M8 | M10 | M12 | M16 | M20 | M24 | M27 | M30 | |
| Steel failure | | | | | | | | | | | | |
| Characteristic tension resistance | | $N_{Rk,s}$ | [kN] | $A_s \cdot f_{uk}$ (or see Table C1) | | | | | | | | |
| Partial factor | | $\gamma_{Ms,N}$ | [-] | see Table C1 | | | | | | | | |
| Combined pull-out and concrete failure | | | | | | | | | | | | |
| Characteristic bond resistance in non-cracked concrete C20/25 in hammer drilled holes (HD) and compressed air drilled holes (CD) | | | | | | | | | | | | |
| Temperature range | I: 40°C/24°C | Dry, wet concrete and flooded bore hole | $\tau_{Rk,ucr,100}$ | [N/mm ²] | 20 | 20 | 19 | 19 | 18 | 17 | 16 | 16 |
| | II: 72°C/50°C | | | | 15 | 15 | 15 | 14 | 13 | 13 | 12 | 12 |
| Characteristic bond resistance in non-cracked concrete C20/25 in hammer drilled holes with hollow drill bit (HDB) | | | | | | | | | | | | |
| Temperature range | I: 40°C/24°C | Dry, wet concrete | $\tau_{Rk,ucr,100}$ | [N/mm ²] | 17 | 16 | 16 | 16 | 15 | 14 | 14 | 13 |
| | II: 72°C/50°C | | | | 14 | 14 | 14 | 13 | 13 | 12 | 12 | 11 |
| | I: 40°C/24°C | flooded bore hole | | | 16 | 16 | 16 | 15 | 15 | 14 | 14 | 13 |
| | II: 72°C/50°C | | | | 14 | 14 | 14 | 13 | 13 | 12 | 12 | 11 |
| Characteristic bond resistance in cracked concrete C20/25 in hammer drilled holes (HD) , compressed air drilled holes (CD) and with hollow drill bit (HDB) | | | | | | | | | | | | |
| Temperature range | I: 40°C/24°C | Dry, wet concrete and flooded bore hole | $\tau_{Rk,cr,100}$ | [N/mm ²] | 6,5 | 6,5 | 7,5 | 7,5 | 7,5 | 7,5 | 7,5 | 7,5 |
| | II: 72°C/50°C | | | | 5,5 | 5,5 | 6,5 | 6,5 | 6,5 | 6,5 | 6,5 | 6,5 |
| Increasing factors for concrete ψ_c | | | C25/30 | | 1,02 | | | | | | | |
| | | | C30/37 | | 1,04 | | | | | | | |
| | | | C35/45 | | 1,07 | | | | | | | |
| | | | C40/50 | | 1,08 | | | | | | | |
| | | | C45/55 | | 1,09 | | | | | | | |
| | | | C50/60 | | 1,10 | | | | | | | |
| Concrete cone failure | | | | | | | | | | | | |
| Relevant parameter | | | | see Table C2 | | | | | | | | |
| Splitting | | | | | | | | | | | | |
| Relevant parameter | | | | see Table C2 | | | | | | | | |
| Installation factor | | | | | | | | | | | | |
| for dry and wet concrete (HD; HDB, CD) | | γ_{inst} | [-] | 1,0 | | | | | | | | |
| for flooded bore hole (HD; HDB, CD) | | | | 1,2 | | | | | | | | |
| Injection system EJOT MULTIFIX SE1000 SEISMIC for concrete | | | | | | | | | | Annex C 4 | | |
| Performances Characteristic values of tension loads under static and quasi-static action | | | | | | | | | | | | |

| Table C5: Characteristic values of tension loads under static and quasi-static action for a working life of 50 and 100 years | | | | | | | | | | | | |
|---|---------------|---|---------------------|--------------------------------------|------------|------------|------------|------------|------------|------------------|------------|-----|
| Anchor size threaded rod | | | | M8 | M10 | M12 | M16 | M20 | M24 | M27 | M30 | |
| Steel failure | | | | | | | | | | | | |
| Characteristic tension resistance | | $N_{Rk,s}$ | [kN] | $A_s \cdot f_{uk}$ (or see Table C1) | | | | | | | | |
| Partial factor | | $\gamma_{Ms,N}$ | [-] | see Table C1 | | | | | | | | |
| Combined pull-out and concrete failure for a working life of 50 years | | | | | | | | | | | | |
| Characteristic bond resistance in non-cracked concrete C20/25 in diamond drilled holes (DD) | | | | | | | | | | | | |
| Temperature range | I: 40°C/24°C | Dry, wet concrete and flooded bore hole | $\tau_{Rk,ucr}$ | [N/mm ²] | 15 | 14 | 14 | 13 | 12 | 12 | 11 | 11 |
| | II: 72°C/50°C | | | | 12 | 12 | 11 | 10 | 9,5 | 9,5 | 9,0 | 9,0 |
| Reduction factor ψ_{sus}^0 in non-cracked concrete C20/25 in diamond drilled holes (DD) | | | | | | | | | | | | |
| Temperature range | I: 40°C/24°C | Dry, wet concrete and flooded bore hole | ψ_{sus}^0 | [-] | 0,77 | | | | | | | |
| | II: 72°C/50°C | | | | 0,72 | | | | | | | |
| Increasing factors for concrete ψ_c | | C25/30 | | 1,04 | | | | | | | | |
| | | C30/37 | | 1,08 | | | | | | | | |
| | | C35/45 | | 1,12 | | | | | | | | |
| | | C40/50 | | 1,15 | | | | | | | | |
| | | C45/55 | | 1,17 | | | | | | | | |
| | | C50/60 | | 1,19 | | | | | | | | |
| Combined pull-out and concrete failure for a working life of 100 years | | | | | | | | | | | | |
| Characteristic bond resistance in non-cracked concrete C20/25 in diamond drilled holes (DD) | | | | | | | | | | | | |
| Temperature range | I: 40°C/24°C | Dry, wet concrete and flooded bore hole | $\tau_{Rk,ucr,100}$ | [N/mm ²] | 15 | 14 | 14 | 13 | 12 | 12 | 11 | 11 |
| | II: 72°C/50°C | | | | 11 | 11 | 10 | 10 | 9,5 | 9,0 | 8,5 | 8,5 |
| Increasing factors for concrete ψ_c | | C25/30 | | 1,04 | | | | | | | | |
| | | C30/37 | | 1,08 | | | | | | | | |
| | | C35/45 | | 1,12 | | | | | | | | |
| | | C40/50 | | 1,15 | | | | | | | | |
| | | C45/55 | | 1,17 | | | | | | | | |
| | | C50/60 | | 1,19 | | | | | | | | |
| Concrete cone failure | | | | | | | | | | | | |
| Relevant parameter | | | | see Table C2 | | | | | | | | |
| Splitting | | | | | | | | | | | | |
| Relevant parameter | | | | see Table C2 | | | | | | | | |
| Installation factor | | | | | | | | | | | | |
| for dry and wet concrete (DD) | | γ_{inst} | [-] | 1,0 | | | | | | | | |
| for flooded bore hole (DD) | | | | 1,2 | | | | 1,4 | | | | |
| Injection system EJOT MULTIFIX SE1000 SEISMIC for concrete | | | | | | | | | | Annex C 5 | | |
| Performances Characteristic values of tension loads under static and quasi-static action | | | | | | | | | | | | |

| Table C6: Characteristic values of shear loads under static and quasi-static action | | | | | | | | | | | |
|---|-----------------|--------------------|---|-----|-----|-----|-----|-----|------------------------|------|--|
| Anchor size threaded rod | | | M8 | M10 | M12 | M16 | M20 | M24 | M27 | M30 | |
| Steel failure without lever arm | | | | | | | | | | | |
| Characteristic shear resistance Steel, strength class 4.6, 4.8 and 5.6, 5.8 | $V_{RK,s}^0$ | [kN] | 0,6 · A_s · f_{uk} (or see Table C1) | | | | | | | | |
| Characteristic shear resistance Steel, strength class 8.8 Stainless Steel A2, A4 and HCR, all strength classes | $V_{RK,s}^0$ | [kN] | 0,5 · A_s · f_{uk} (or see Table C1) | | | | | | | | |
| Partial factor | $\gamma_{Ms,V}$ | [-] | see Table C1 | | | | | | | | |
| Ductility factor | k_7 | [-] | 1,0 | | | | | | | | |
| Steel failure with lever arm | | | | | | | | | | | |
| Characteristic bending moment | $M_{RK,s}^0$ | [Nm] | 1,2 · W_{el} · f_{uk} (or see Table C1) | | | | | | | | |
| Elastic section modulus | W_{el} | [mm ³] | 31 | 62 | 109 | 277 | 541 | 935 | 1387 | 1874 | |
| Partial factor | $\gamma_{Ms,V}$ | [-] | see Table C1 | | | | | | | | |
| Concrete pry-out failure | | | | | | | | | | | |
| Factor | k_8 | [-] | 2,0 | | | | | | | | |
| Installation factor | γ_{inst} | [-] | 1,0 | | | | | | | | |
| Concrete edge failure | | | | | | | | | | | |
| Effective length of fastener | l_f | [mm] | min(h_{ef} ; 12 · d_{nom}) | | | | | | min(h_{ef} ; 300mm) | | |
| Outside diameter of fastener | d_{nom} | [mm] | 8 | 10 | 12 | 16 | 20 | 24 | 27 | 30 | |
| Installation factor | γ_{inst} | [-] | 1,0 | | | | | | | | |
| Injection system EJOT MULTIFIX SE1000 SEISMIC for concrete | | | | | | | | | Annex C 6 | | |
| Performances Characteristic values of shear loads under static and quasi-static action | | | | | | | | | | | |

| Table C7: Characteristic values of tension loads under static and quasi-static action for a working life of 50 years | | | | | | | | | | |
|---|-----------------|---|-----------------|----------------------|--------------|---------------|---------------|------------------|---------------|-----|
| Anchor size internal threaded anchor rods | | | | IG-M6 | IG-M8 | IG-M10 | IG-M12 | IG-M16 | IG-M20 | |
| Steel failure¹⁾ | | | | | | | | | | |
| Characteristic tension resistance, | 5.8 | $N_{Rk,s}$ | [kN] | 10 | 17 | 29 | 42 | 76 | 123 | |
| Steel, strength class | 8.8 | $N_{Rk,s}$ | [kN] | 16 | 27 | 46 | 67 | 121 | 196 | |
| Partial factor, strength class 5.8 and 8.8 | $\gamma_{Ms,N}$ | | [-] | 1,5 | | | | | | |
| Characteristic tension resistance, Stainless Steel A4 and HCR, Strength class 70 ²⁾ | | $N_{Rk,s}$ | [kN] | 14 | 26 | 41 | 59 | 110 | 124 | |
| Partial factor | $\gamma_{Ms,N}$ | | [-] | 1,87 | | | | | 2,86 | |
| Combined pull-out and concrete cone failure | | | | | | | | | | |
| Characteristic bond resistance in non-cracked concrete C20/25 in hammer drilled holes (HD) and compressed air drilled holes (CD) | | | | | | | | | | |
| Temperature range | I: 40°C/24°C | Dry, wet concrete and flooded bore hole | $\tau_{Rk,ucr}$ | [N/mm ²] | 20 | 19 | 19 | 18 | 17 | 16 |
| | II: 72°C/50°C | | | | 15 | 15 | 14 | 13 | 13 | 12 |
| Characteristic bond resistance in non-cracked concrete C20/25 in hammer drilled holes with hollow drill bit (HDB) | | | | | | | | | | |
| Temperature range | I: 40°C/24°C | Dry, wet concrete | $\tau_{Rk,ucr}$ | [N/mm ²] | 16 | 16 | 16 | 15 | 14 | 13 |
| | II: 72°C/50°C | | | | 14 | 14 | 13 | 13 | 12 | 11 |
| | I: 40°C/24°C | flooded bore hole | | | 16 | 16 | 15 | 15 | 14 | 13 |
| | II: 72°C/50°C | | | | 14 | 14 | 13 | 13 | 12 | 11 |
| Characteristic bond resistance in cracked concrete C20/25 in hammer drilled holes (HD), compressed air drilled holes (CD) and with hollow drill bit (HDB) | | | | | | | | | | |
| Temperature range | I: 40°C/24°C | Dry, wet concrete and flooded bore hole | $\tau_{Rk,cr}$ | [N/mm ²] | 7,0 | 8,5 | 8,5 | 8,5 | 8,5 | 8,5 |
| | II: 72°C/50°C | | | | 6,0 | 7,0 | 7,0 | 7,0 | 7,0 | 7,0 |
| Reduction factor ψ_{sus}^0 in cracked and non-cracked concrete C20/25 in hammer drilled holes (HD), compressed air drilled holes (CD) and with hollow drill bit (HDB) | | | | | | | | | | |
| Temperature range | I: 40°C/24°C | Dry, wet concrete and flooded bore hole | ψ_{sus}^0 | [-] | 0,80 | | | | | |
| | II: 72°C/50°C | | | | 0,68 | | | | | |
| Increasing factors for concrete ψ_c | | | | C25/30 | 1,02 | | | | | |
| | | | | C30/37 | 1,04 | | | | | |
| | | | | C35/45 | 1,07 | | | | | |
| | | | | C40/50 | 1,08 | | | | | |
| | | | | C45/55 | 1,09 | | | | | |
| | | | C50/60 | 1,10 | | | | | | |
| Concrete cone failure | | | | | | | | | | |
| Relevant parameter | | | | see Table C2 | | | | | | |
| Splitting failure | | | | | | | | | | |
| Relevant parameter | | | | see Table C2 | | | | | | |
| Installation factor | | | | | | | | | | |
| for dry and wet concrete (HD; HDB, CD) | | | γ_{inst} | [-] | 1,0 | | | | | |
| for flooded bore hole (HD; HDB, CD) | | | | | 1,2 | | | | | |
| ¹⁾ Fastenings (incl. nut and washer) must comply with the appropriate material and property class of the internal threaded rod. The characteristic tension resistance for steel failure is valid for the internal threaded rod and the fastening element. ²⁾ For IG-M20 strength class 50 is valid | | | | | | | | | | |
| Injection system EJOT MULTIFIX SE1000 SEISMIC for concrete | | | | | | | | Annex C 7 | | |
| Performances Characteristic values of tension loads under static and quasi-static action | | | | | | | | | | |

| Table C8: Characteristic values of tension loads under static and quasi-static action for a working life of 100 years | | | | | | | | | | |
|---|-----------------|---|---------------------|----------------------|--------------|---------------|---------------|------------------|---------------|-----|
| Anchor size internal threaded anchor rods | | | | IG-M6 | IG-M8 | IG-M10 | IG-M12 | IG-M16 | IG-M20 | |
| Steel failure¹⁾ | | | | | | | | | | |
| Characteristic tension resistance, | 5.8 | $N_{Rk,s}$ | [kN] | 10 | 17 | 29 | 42 | 76 | 123 | |
| Steel, strength class | 8.8 | $N_{Rk,s}$ | [kN] | 16 | 27 | 46 | 67 | 121 | 196 | |
| Partial factor, strength class 5.8 and 8.8 | $\gamma_{Ms,N}$ | | [-] | 1,5 | | | | | | |
| Characteristic tension resistance, Stainless Steel A4 and HCR, Strength class 70 ²⁾ | | $N_{Rk,s}$ | [kN] | 14 | 26 | 41 | 59 | 110 | 124 | |
| Partial factor | $\gamma_{Ms,N}$ | | [-] | 1,87 | | | | | 2,86 | |
| Combined pull-out and concrete cone failure | | | | | | | | | | |
| Characteristic bond resistance in non-cracked concrete C20/25 in hammer drilled holes (HD) and compressed air drilled holes (CD) | | | | | | | | | | |
| Temperature range | I: 40°C/24°C | Dry, wet concrete and flooded bore hole | $\tau_{Rk,ucr,100}$ | [N/mm ²] | 20 | 19 | 19 | 18 | 17 | 16 |
| | II: 72°C/50°C | | | | 15 | 15 | 14 | 13 | 13 | 12 |
| Characteristic bond resistance in non-cracked concrete C20/25 in hammer drilled holes with hollow drill bit (HDB) | | | | | | | | | | |
| Temperature range | I: 40°C/24°C | Dry, wet concrete | $\tau_{Rk,ucr,100}$ | [N/mm ²] | 16 | 16 | 16 | 15 | 14 | 13 |
| | II: 72°C/50°C | | | | 14 | 14 | 13 | 13 | 12 | 11 |
| | I: 40°C/24°C | flooded bore hole | | | 16 | 16 | 15 | 15 | 14 | 13 |
| | II: 72°C/50°C | | | | 14 | 14 | 13 | 13 | 12 | 11 |
| Characteristic bond resistance in cracked concrete C20/25 in hammer drilled holes (HD), compressed air drilled holes (CD) and with hollow drill bit (HDB) | | | | | | | | | | |
| Temperature range | I: 40°C/24°C | Dry, wet concrete and flooded bore hole | $\tau_{Rk,ucr,100}$ | [N/mm ²] | 6,5 | 7,5 | 7,5 | 7,5 | 7,5 | 7,5 |
| | II: 72°C/50°C | | | | 5,5 | 6,5 | 6,5 | 6,5 | 6,5 | 6,5 |
| Increasing factors for concrete ψ_c | | | | C25/30 | 1,02 | | | | | |
| | | | | C30/37 | 1,04 | | | | | |
| | | | | C35/45 | 1,07 | | | | | |
| | | | | C40/50 | 1,08 | | | | | |
| | | | | C45/55 | 1,09 | | | | | |
| | | | | C50/60 | 1,10 | | | | | |
| Concrete cone failure | | | | | | | | | | |
| Relevant parameter | | | | see Table C2 | | | | | | |
| Splitting failure | | | | | | | | | | |
| Relevant parameter | | | | see Table C2 | | | | | | |
| Installation factor | | | | | | | | | | |
| for dry and wet concrete (HD; HDB, CD) | | | γ_{inst} | [-] | 1,0 | | | | | |
| for flooded bore hole (HD; HDB, CD) | | | | | 1,2 | | | | | |
| ³⁾ Fastenings (incl. nut and washer) must comply with the appropriate material and property class of the internal threaded rod. The characteristic tension resistance for steel failure is valid for the internal threaded rod and the fastening element. ⁴⁾ For IG-M20 strength class 50 is valid | | | | | | | | | | |
| Injection system EJOT MULTIFIX SE1000 SEISMIC for concrete | | | | | | | | Annex C 8 | | |
| Performances Characteristic values of tension loads under static and quasi-static action | | | | | | | | | | |

| Table C9: Characteristic values of tension loads under static and quasi-static action for a working life of 50 years | | | | | | | | | | |
|---|-----------------|---|---------------------|----------------------|--------------|---------------|---------------|------------------|---------------|-----|
| Anchor size internal threaded anchor rods | | | | IG-M6 | IG-M8 | IG-M10 | IG-M12 | IG-M16 | IG-M20 | |
| Steel failure¹⁾ | | | | | | | | | | |
| Characteristic tension resistance, | 5.8 | $N_{Rk,s}$ | [kN] | 10 | 17 | 29 | 42 | 76 | 123 | |
| Steel, strength class | 8.8 | $N_{Rk,s}$ | [kN] | 16 | 27 | 46 | 67 | 121 | 196 | |
| Partial factor, strength class 5.8 and 8.8 | $\gamma_{Ms,N}$ | | [-] | 1,5 | | | | | | |
| Characteristic tension resistance, Stainless Steel A4 and HCR, Strength class 70 ²⁾ | | $N_{Rk,s}$ | [kN] | 14 | 26 | 41 | 59 | 110 | 124 | |
| Partial factor | $\gamma_{Ms,N}$ | | [-] | 1,87 | | | | | | |
| Combined pull-out and concrete cone failure for a working life of 50 years | | | | | | | | | | |
| Characteristic bond resistance in non-cracked concrete C20/25 in diamond drilled holes (DD) | | | | | | | | | | |
| Temperature range | I: 40°C/24°C | Dry, wet concrete and flooded bore hole | $\tau_{Rk,ucr}$ | [N/mm ²] | 14 | 14 | 13 | 12 | 12 | 11 |
| | II: 72°C/50°C | | | | 12 | 11 | 10 | 9,5 | 9,5 | 9,0 |
| Reduction factor ψ^0_{sus} in non-cracked concrete C20/25 in diamond drilled holes (DD) | | | | | | | | | | |
| Temperature range | I: 40°C/24°C | Dry, wet concrete and flooded bore hole | ψ^0_{sus} | [-] | 0,77 | | | | | |
| | II: 72°C/50°C | | | | 0,72 | | | | | |
| Increasing factors for concrete ψ_c | | | | C25/30 | 1,04 | | | | | |
| | | | | C30/37 | 1,08 | | | | | |
| | | | | C35/45 | 1,12 | | | | | |
| | | | | C40/50 | 1,15 | | | | | |
| | | | | C45/55 | 1,17 | | | | | |
| | | | | C50/60 | 1,19 | | | | | |
| Combined pull-out and concrete cone failure for a working life of 100 years | | | | | | | | | | |
| Characteristic bond resistance in non-cracked concrete C20/25 in diamond drilled holes (DD) | | | | | | | | | | |
| Temperature range | I: 40°C/24°C | Dry, wet concrete and flooded bore hole | $\tau_{Rk,ucr,100}$ | [N/mm ²] | 14 | 14 | 13 | 12 | 12 | 11 |
| | II: 72°C/50°C | | | | 11 | 10 | 10 | 9,5 | 9,0 | 8,5 |
| Increasing factors for concrete ψ_c | | | | C25/30 | 1,04 | | | | | |
| | | | | C30/37 | 1,08 | | | | | |
| | | | | C35/45 | 1,12 | | | | | |
| | | | | C40/50 | 1,15 | | | | | |
| | | | | C45/55 | 1,17 | | | | | |
| | | | | C50/60 | 1,19 | | | | | |
| Concrete cone failure | | | | | | | | | | |
| Relevant parameter | | | | see Table C2 | | | | | | |
| Splitting failure | | | | | | | | | | |
| Relevant parameter | | | | see Table C2 | | | | | | |
| Installation factor | | | | | | | | | | |
| for dry and wet concrete (DD) | | | γ_{inst} | [-] | 1,0 | | | | | |
| for flooded bore hole (DD) | | | | | 1,2 | 1,4 | | | | |
| ¹⁾ Fastenings (incl. nut and washer) must comply with the appropriate material and property class of the internal threaded rod. The characteristic tension resistance for steel failure is valid for the internal threaded rod and the fastening element. ²⁾ For IG-M20 strength class 50 is valid | | | | | | | | | | |
| Injection system EJOT MULTIFIX SE1000 SEISMIC for concrete | | | | | | | | Annex C 9 | | |
| Performances Characteristic values of tension loads under static and quasi-static action | | | | | | | | | | |

Table C10: Characteristic values of shear loads under static and quasi-static action

| Anchor size for internal threaded anchor rods | | | IG-M6 | IG-M8 | IG-M10 | IG-M12 | IG-M16 | IG-M20 | | |
|--|-----------------|-------------------|----------------------------------|-------|--------|--------|-------------------|------------------------------|------|--|
| Steel failure without lever arm¹⁾ | | | | | | | | | | |
| Characteristic shear resistance, Steel, strength class | 5.8 | $V_{Rk,s}^0$ [kN] | 5 | 9 | 15 | 21 | 38 | 61 | | |
| | 8.8 | $V_{Rk,s}^0$ [kN] | 8 | 14 | 23 | 34 | 60 | 98 | | |
| Partial factor, strength class 5.8 and 8.8 | $\gamma_{Ms,V}$ | [-] | 1,25 | | | | | | | |
| Characteristic shear resistance, Stainless Steel A4 and HCR, Strength class 70 ²⁾ | | $V_{Rk,s}^0$ [kN] | 7 | 13 | 20 | 30 | 55 | 40 | | |
| | Partial factor | $\gamma_{Ms,V}$ | 1,56 | | | | | | 2,38 | |
| Ductility factor | k_7 | [-] | 1,0 | | | | | | | |
| Steel failure with lever arm¹⁾ | | | | | | | | | | |
| Characteristic bending moment, Steel, strength class | 5.8 | $M_{Rk,s}^0$ [Nm] | 8 | 19 | 37 | 66 | 167 | 325 | | |
| | 8.8 | $M_{Rk,s}^0$ [Nm] | 12 | 30 | 60 | 105 | 267 | 519 | | |
| Partial factor, strength class 5.8 and 8.8 | $\gamma_{Ms,V}$ | [-] | 1,25 | | | | | | | |
| Characteristic bending moment, Stainless Steel A4 and HCR, Strength class 70 ²⁾ | | $M_{Rk,s}^0$ [Nm] | 11 | 26 | 52 | 92 | 233 | 456 | | |
| | Partial factor | $\gamma_{Ms,V}$ | 1,56 | | | | | | 2,38 | |
| Concrete pry-out failure | | | | | | | | | | |
| Factor | k_B | [-] | 2,0 | | | | | | | |
| Installation factor | γ_{inst} | [-] | 1,0 | | | | | | | |
| Concrete edge failure | | | | | | | | | | |
| Effective length of fastener | l_f | [mm] | $\min(h_{ef}; 12 \cdot d_{nom})$ | | | | | $\min(h_{ef}; 300\text{mm})$ | | |
| Outside diameter of fastener | d_{nom} | [mm] | 10 | 12 | 16 | 20 | 24 | 30 | | |
| Installation factor | γ_{inst} | [-] | 1,0 | | | | | | | |
| ¹⁾ Fastenings (incl. nut and washer) must comply with the appropriate material and property class of the internal threaded rod. The characteristic tension resistance for steel failure is valid for the internal threaded rod and the fastening element. ²⁾ For IG-M20 strength class 50 is valid | | | | | | | | | | |
| Injection system EJOT MULTIFIX SE1000 SEISMIC for concrete | | | | | | | Annex C 10 | | | |
| Performances Characteristic values of shear loads under static and quasi-static action | | | | | | | | | | |

| Table C11: Characteristic values of tension loads under static and quasi-static action for a working life of 50 years | | | | | | | | | | | | | | |
|--|-----------------|---|-------------------------|----------------------|------|------|------|------|------|------|-------------------|------|-----|----|
| Anchor size reinforcing bar | | | Ø 8 | Ø 10 | Ø 12 | Ø 14 | Ø 16 | Ø 20 | Ø 24 | Ø 25 | Ø 28 | Ø 32 | | |
| Steel failure | | | | | | | | | | | | | | |
| Characteristic tension resistance | $N_{Rk,s}$ | [kN] | $A_s \cdot f_{uk}^{1)}$ | | | | | | | | | | | |
| Cross section area | A_s | [mm ²] | 50 | 79 | 113 | 154 | 201 | 314 | 452 | 491 | 616 | 804 | | |
| Partial factor | $\gamma_{Ms,N}$ | [-] | 1,4 ²⁾ | | | | | | | | | | | |
| Combined pull-out and concrete failure | | | | | | | | | | | | | | |
| Characteristic bond resistance in non-cracked concrete C20/25 in hammer drilled holes (HD) and compressed air drilled holes (CD) | | | | | | | | | | | | | | |
| Temperature range | I: 40°C/24°C | Dry, wet concrete and flooded bore hole | $\tau_{Rk,ucr}$ | [N/mm ²] | 16 | 16 | 16 | 16 | 16 | 16 | 15 | 15 | 15 | 15 |
| | II: 72°C/50°C | | | | 12 | 12 | 12 | 12 | 12 | 12 | 12 | 12 | 11 | 11 |
| Characteristic bond resistance in non-cracked concrete C20/25 in hammer drilled holes with hollow drill bit (HDB) | | | | | | | | | | | | | | |
| Temperature range | I: 40°C/24°C | Dry, wet concrete | $\tau_{Rk,ucr}$ | [N/mm ²] | 14 | 14 | 13 | 13 | 13 | 13 | 13 | 13 | 13 | 13 |
| | II: 72°C/50°C | | | | 12 | 12 | 12 | 11 | 11 | 11 | 11 | 11 | 11 | 11 |
| | I: 40°C/24°C | flooded bore hole | | | 13 | 13 | 13 | 13 | 13 | 13 | 13 | 13 | 13 | 13 |
| | II: 72°C/50°C | | | | 11 | 11 | 11 | 11 | 11 | 11 | 11 | 11 | 11 | 11 |
| Characteristic bond resistance in cracked concrete C20/25 in hammer drilled holes (HD), compressed air drilled holes (CD) and with hollow drill bit (HDB) | | | | | | | | | | | | | | |
| Temperature range | I: 40°C/24°C | Dry, wet concrete and flooded bore hole | $\tau_{Rk,cr}$ | [N/mm ²] | 7,0 | 7,0 | 8,5 | 8,5 | 8,5 | 8,5 | 8,5 | 8,5 | 8,5 | |
| | II: 72°C/50°C | | | | 6,0 | 6,0 | 7,0 | 7,0 | 7,0 | 7,0 | 7,0 | 7,0 | 7,0 | |
| Reduction factor ψ_{sus}^0 in cracked and non-cracked concrete C20/25 in hammer drilled holes (HD), compressed air drilled holes (CD) and with hollow drill bit (HDB) | | | | | | | | | | | | | | |
| Temperature range | I: 40°C/24°C | Dry, wet concrete and flooded bore hole | ψ_{sus}^0 | [-] | 0,80 | | | | | | | | | |
| | II: 72°C/50°C | | | | 0,68 | | | | | | | | | |
| Increasing factors for concrete ψ_c | | | | C25/30 | 1,02 | | | | | | | | | |
| | | | | C30/37 | 1,04 | | | | | | | | | |
| | | | | C35/45 | 1,07 | | | | | | | | | |
| | | | | C40/50 | 1,08 | | | | | | | | | |
| | | | | C45/55 | 1,09 | | | | | | | | | |
| | | | | C50/60 | 1,10 | | | | | | | | | |
| Concrete cone failure | | | | | | | | | | | | | | |
| Relevant parameter | | | see Table C2 | | | | | | | | | | | |
| Splitting | | | | | | | | | | | | | | |
| Relevant parameter | | | see Table C2 | | | | | | | | | | | |
| Installation factor | | | | | | | | | | | | | | |
| for dry and wet concrete (HD; HDB, CD) | | | γ_{inst} | [-] | 1,0 | | | | | | | | | |
| for flooded bore hole (HD; HDB, CD) | | | | | 1,2 | | | | | | | | | |
| ¹⁾ f_{uk} shall be taken from the specifications of reinforcing bars ²⁾ in absence of national regulation | | | | | | | | | | | | | | |
| Injection system EJOT MULTIFIX SE1000 SEISMIC for concrete | | | | | | | | | | | Annex C 11 | | | |
| Performances Characteristic values of tension loads under static and quasi-static action | | | | | | | | | | | | | | |

Table C12: Characteristic values of tension loads under static and quasi-static action for a working life of 100 years

| Anchor size reinforcing bar | | Ø 8 | Ø 10 | Ø 12 | Ø 14 | Ø 16 | Ø 20 | Ø 24 | Ø 25 | Ø 28 | Ø 32 | | | |
|---|-----------------|---|-------------------------|----------------------|------|------|------|------|------|------------|------|-----|-----|-----|
| Steel failure | | | | | | | | | | | | | | |
| Characteristic tension resistance | $N_{Rk,s}$ | [kN] | $A_s \cdot f_{uk}^{1)}$ | | | | | | | | | | | |
| Cross section area | A_s | [mm ²] | 50 | 79 | 113 | 154 | 201 | 314 | 452 | 491 | 616 | 804 | | |
| Partial factor | $\gamma_{Ms,N}$ | [-] | 1,4 ²⁾ | | | | | | | | | | | |
| Combined pull-out and concrete failure | | | | | | | | | | | | | | |
| Characteristic bond resistance in non-cracked concrete C20/25 in hammer drilled holes (HD) and compressed air drilled holes (CD) | | | | | | | | | | | | | | |
| Temperature range | I: 40°C/24°C | Dry, wet concrete and flooded bore hole | $\tau_{Rk,ucr,100}$ | [N/mm ²] | 16 | 16 | 16 | 16 | 16 | 16 | 15 | 15 | 15 | |
| | II: 72°C/50°C | | | | 12 | 12 | 12 | 12 | 12 | 12 | 12 | 12 | 11 | 11 |
| Characteristic bond resistance in non-cracked concrete C20/25 in hammer drilled holes with hollow drill bit (HDB) | | | | | | | | | | | | | | |
| Temperature range | I: 40°C/24°C | Dry, wet concrete | $\tau_{Rk,ucr,100}$ | [N/mm ²] | 14 | 14 | 13 | 13 | 13 | 13 | 13 | 13 | 13 | |
| | II: 72°C/50°C | | | | 12 | 12 | 12 | 11 | 11 | 11 | 11 | 11 | 11 | 11 |
| | I: 40°C/24°C | flooded bore hole | | | 13 | 13 | 13 | 13 | 13 | 13 | 13 | 13 | 13 | 13 |
| | II: 72°C/50°C | | | | 11 | 11 | 11 | 11 | 11 | 11 | 11 | 11 | 11 | 11 |
| Characteristic bond resistance in cracked concrete C20/25 in hammer drilled holes (HD), compressed air drilled holes (CD) and with hollow drill bit (HDB) | | | | | | | | | | | | | | |
| Temperature range | I: 40°C/24°C | Dry, wet concrete and flooded bore hole | $\tau_{Rk,cr,100}$ | [N/mm ²] | 6,5 | 6,5 | 7,5 | 7,5 | 7,5 | 7,5 | 7,5 | 7,5 | 7,5 | |
| | II: 72°C/50°C | | | | 5,5 | 5,5 | 6,5 | 6,5 | 6,5 | 6,5 | 6,5 | 6,5 | 6,5 | 6,5 |
| Increasing factors for concrete ψ_c | | | C25/30 | | 1,02 | | | | | | | | | |
| | | | C30/37 | | 1,04 | | | | | | | | | |
| | | | C35/45 | | 1,07 | | | | | | | | | |
| | | | C40/50 | | 1,08 | | | | | | | | | |
| | | | C45/55 | | 1,09 | | | | | | | | | |
| | | C50/60 | | 1,10 | | | | | | | | | | |
| Concrete cone failure | | | | | | | | | | | | | | |
| Relevant parameter | | see Table C2 | | | | | | | | | | | | |
| Splitting | | | | | | | | | | | | | | |
| Relevant parameter | | see Table C2 | | | | | | | | | | | | |
| Installation factor | | | | | | | | | | | | | | |
| for dry and wet concrete (HD; HDB, CD) | | γ_{inst} | [-] | 1,0 | | | | | | | | | | |
| for flooded bore hole (HD; HDB, CD) | | | | 1,2 | | | | | | | | | | |
| ¹⁾ f_{uk} shall be taken from the specifications of reinforcing bars ²⁾ in absence of national regulation | | | | | | | | | | | | | | |
| Injection system EJOT MULTIFIX SE1000 SEISMIC for concrete | | | | | | | | | | Annex C 12 | | | | |
| Performances Characteristic values of tension loads under static and quasi-static action | | | | | | | | | | | | | | |

| Table C13: Characteristic values of tension loads under static and quasi-static action for a working life of 50 and 100 years | | | | | | | | | | | | | | |
|--|---------------|---|---------------------|-------------------------|------|------|------|------|------|-------------------|------|------|------|-----|
| Anchor size reinforcing bar | | | | Ø 8 | Ø 10 | Ø 12 | Ø 14 | Ø 16 | Ø 20 | Ø 24 | Ø 25 | Ø 28 | Ø 32 | |
| Steel failure | | | | | | | | | | | | | | |
| Characteristic tension resistance | | $N_{Rk,s}$ | [kN] | $A_s \cdot f_{uk}^{1)}$ | | | | | | | | | | |
| Cross section area | | A_s | [mm ²] | 50 | 79 | 113 | 154 | 201 | 314 | 452 | 491 | 616 | 804 | |
| Partial factor | | $\gamma_{Ms,N}$ | [-] | 1,4 ²⁾ | | | | | | | | | | |
| Combined pull-out and concrete failure for a working life of 50 years | | | | | | | | | | | | | | |
| Characteristic bond resistance in non-cracked concrete C20/25 in diamond drilled holes (DD) | | | | | | | | | | | | | | |
| Temperature range | I: 40°C/24°C | Dry, wet concrete and flooded bore hole | $\tau_{Rk,ucr}$ | [N/mm ²] | 14 | 13 | 13 | 13 | 12 | 12 | 11 | 11 | 11 | 11 |
| | II: 72°C/50°C | | | | 11 | 11 | 10 | 10 | 10 | 9,5 | 9,5 | 9,5 | 9,0 | 9,0 |
| Reduction factor ψ_{sus}^0 in non-cracked concrete C20/25 in diamond drilled holes (DD) | | | | | | | | | | | | | | |
| Temperature range | I: 40°C/24°C | Dry, wet concrete and flooded bore hole | ψ_{sus}^0 | [-] | 0,77 | | | | | | | | | |
| | II: 72°C/50°C | | | | 0,72 | | | | | | | | | |
| Increasing factors for concrete ψ_c | | C25/30 | | 1,04 | | | | | | | | | | |
| | | C30/37 | | 1,08 | | | | | | | | | | |
| | | C35/45 | | 1,12 | | | | | | | | | | |
| | | C40/50 | | 1,15 | | | | | | | | | | |
| | | C45/55 | | 1,17 | | | | | | | | | | |
| | | C50/60 | | 1,19 | | | | | | | | | | |
| Combined pull-out and concrete failure for a working life of 100 years | | | | | | | | | | | | | | |
| Characteristic bond resistance in non-cracked concrete C20/25 in diamond drilled holes (DD) | | | | | | | | | | | | | | |
| Temperature range | I: 40°C/24°C | Dry, wet concrete and flooded bore hole | $\tau_{Rk,ucr,100}$ | [N/mm ²] | 14 | 13 | 13 | 13 | 12 | 12 | 11 | 11 | 11 | 11 |
| | II: 72°C/50°C | | | | 11 | 10 | 10 | 10 | 9,5 | 9,0 | 9,0 | 9,0 | 8,5 | 8,5 |
| Increasing factors for concrete ψ_c | | C25/30 | | 1,04 | | | | | | | | | | |
| | | C30/37 | | 1,08 | | | | | | | | | | |
| | | C35/45 | | 1,12 | | | | | | | | | | |
| | | C40/50 | | 1,15 | | | | | | | | | | |
| | | C45/55 | | 1,17 | | | | | | | | | | |
| | | C50/60 | | 1,19 | | | | | | | | | | |
| Concrete cone failure | | | | | | | | | | | | | | |
| Relevant parameter | | | | see Table C2 | | | | | | | | | | |
| Splitting | | | | | | | | | | | | | | |
| Relevant parameter | | | | see Table C2 | | | | | | | | | | |
| Installation factor | | | | | | | | | | | | | | |
| for dry and wet concrete (DD) | | γ_{inst} | [-] | 1,0 | | | | | | | | | | |
| for flooded bore hole (DD) | | | | 1,2 | | | 1,4 | | | | | | | |
| ¹⁾ f_{uk} shall be taken from the specifications of reinforcing bars ²⁾ in absence of national regulation | | | | | | | | | | | | | | |
| Injection system EJOT MULTIFIX SE1000 SEISMIC for concrete | | | | | | | | | | Annex C 13 | | | | |
| Performances Characteristic values of tension loads under static and quasi-static action | | | | | | | | | | | | | | |

| Table C14: Characteristic values of shear loads under static and quasi-static action | | | | | | | | | | | | | | |
|--|-----------------|--------------------|--------------------------------------|------|------|------|------|------|------|------------------------------|------|------|--|--|
| Anchor size reinforcing bar | | | Ø 8 | Ø 10 | Ø 12 | Ø 14 | Ø 16 | Ø 20 | Ø 24 | Ø 25 | Ø 28 | Ø 32 | | |
| Steel failure without lever arm | | | | | | | | | | | | | | |
| Characteristic shear resistance | $V_{Rk,s}^0$ | [kN] | $0,5 \cdot A_s \cdot f_{uk}^{1)}$ | | | | | | | | | | | |
| Cross section area | A_s | [mm ²] | 50 | 79 | 113 | 154 | 201 | 314 | 452 | 491 | 616 | 804 | | |
| Partial factor | $\gamma_{Ms,V}$ | [-] | 1,5 ²⁾ | | | | | | | | | | | |
| Ductility factor | k_7 | [-] | 1,0 | | | | | | | | | | | |
| Steel failure with lever arm | | | | | | | | | | | | | | |
| Characteristic bending moment | $M_{Rk,s}^0$ | [Nm] | $1,2 \cdot W_{el} \cdot f_{uk}^{1)}$ | | | | | | | | | | | |
| Elastic section modulus | W_{el} | [mm ³] | 50 | 98 | 170 | 269 | 402 | 785 | 1357 | 1534 | 2155 | 3217 | | |
| Partial factor | $\gamma_{Ms,V}$ | [-] | 1,5 ²⁾ | | | | | | | | | | | |
| Concrete pry-out failure | | | | | | | | | | | | | | |
| Factor | k_8 | [-] | 2,0 | | | | | | | | | | | |
| Installation factor | γ_{inst} | [-] | 1,0 | | | | | | | | | | | |
| Concrete edge failure | | | | | | | | | | | | | | |
| Effective length of fastener | l_f | [mm] | $\min(h_{ef}; 12 \cdot d_{nom})$ | | | | | | | $\min(h_{ef}; 300\text{mm})$ | | | | |
| Outside diameter of fastener | d_{nom} | [mm] | 8 | 10 | 12 | 14 | 16 | 20 | 24 | 25 | 28 | 32 | | |
| Installation factor | γ_{inst} | [-] | 1,0 | | | | | | | | | | | |
| ¹⁾ f_{uk} shall be taken from the specifications of reinforcing bars ²⁾ in absence of national regulation | | | | | | | | | | | | | | |
| Injection system EJOT MULTIFIX SE1000 SEISMIC for concrete | | | | | | | | | | Annex C 14 | | | | |
| Performances Characteristic values of shear loads under static and quasi-static action | | | | | | | | | | | | | | |

Table C15: Displacements under tension load¹⁾ in hammer drilled holes (HD), compressed air drilled holes (CD) and with hollow drill bit (HDB)

| Anchor size threaded rod | | | M8 | M10 | M12 | M16 | M20 | M24 | M27 | M30 |
|---|------------------------|---------------------------|-------|-------|-------|-------|-------|-------|-------|-------|
| Non-cracked concrete under static and quasi-static action for a working life of 50 and 100 years | | | | | | | | | | |
| Temperature range I: 40°C/24°C | δ_{N0} -factor | [mm/(N/mm ²)] | 0,028 | 0,029 | 0,030 | 0,033 | 0,035 | 0,038 | 0,039 | 0,041 |
| | δ_{N50} -factor | [mm/(N/mm ²)] | 0,028 | 0,029 | 0,030 | 0,033 | 0,035 | 0,038 | 0,039 | 0,041 |
| Temperature range II: 72°C/50°C | δ_{N0} -factor | [mm/(N/mm ²)] | 0,038 | 0,039 | 0,040 | 0,044 | 0,047 | 0,051 | 0,052 | 0,055 |
| | δ_{N50} -factor | [mm/(N/mm ²)] | 0,047 | 0,049 | 0,051 | 0,055 | 0,059 | 0,064 | 0,067 | 0,070 |
| Cracked concrete under static and quasi-static action for a working life of 50 and 100 years | | | | | | | | | | |
| Temperature range I: 40°C/24°C | δ_{N0} -factor | [mm/(N/mm ²)] | 0,069 | 0,071 | 0,072 | 0,074 | 0,076 | 0,079 | 0,081 | 0,082 |
| | δ_{N50} -factor | [mm/(N/mm ²)] | 0,100 | 0,115 | 0,122 | 0,128 | 0,135 | 0,142 | 0,155 | 0,171 |
| Temperature range II: 72°C/50°C | δ_{N0} -factor | [mm/(N/mm ²)] | 0,092 | 0,095 | 0,096 | 0,099 | 0,102 | 0,106 | 0,109 | 0,110 |
| | δ_{N50} -factor | [mm/(N/mm ²)] | 0,134 | 0,154 | 0,163 | 0,172 | 0,181 | 0,189 | 0,207 | 0,229 |

¹⁾ Calculation of the displacement

$$\delta_{N0} = \delta_{N0}\text{-factor} \cdot \tau;$$

τ : action bond stress for tension

$$\delta_{N50} = \delta_{N50}\text{-factor} \cdot \tau;$$

Table C16: Displacements under tension load¹⁾ in diamond drilled holes (DD)

| Anchor size threaded rod | | | M8 | M10 | M12 | M16 | M20 | M24 | M27 | M30 |
|--|------------------------|---------------------------|-------|-------|-------|-------|-------|-------|-------|-------|
| Non-cracked concrete under static and quasi-static action for a working life of 50 years | | | | | | | | | | |
| Temperature range I: 40°C/24°C | δ_{N0} -factor | [mm/(N/mm ²)] | 0,011 | 0,012 | 0,012 | 0,013 | 0,014 | 0,014 | 0,015 | 0,015 |
| | δ_{N50} -factor | [mm/(N/mm ²)] | 0,018 | 0,019 | 0,019 | 0,020 | 0,022 | 0,023 | 0,024 | 0,025 |
| Temperature range II: 72°C/50°C | δ_{N0} -factor | [mm/(N/mm ²)] | 0,013 | 0,014 | 0,014 | 0,015 | 0,016 | 0,016 | 0,018 | 0,018 |
| | δ_{N50} -factor | [mm/(N/mm ²)] | 0,052 | 0,053 | 0,055 | 0,058 | 0,062 | 0,065 | 0,068 | 0,070 |
| Non-cracked concrete under static and quasi-static action for a working life of 100 years | | | | | | | | | | |
| Temperature range I: 40°C/24°C | δ_{N0} -factor | [mm/(N/mm ²)] | 0,011 | 0,012 | 0,012 | 0,013 | 0,014 | 0,014 | 0,015 | 0,015 |
| | δ_{N50} -factor | [mm/(N/mm ²)] | 0,020 | 0,021 | 0,021 | 0,023 | 0,024 | 0,025 | 0,026 | 0,027 |
| Temperature range II: 72°C/50°C | δ_{N0} -factor | [mm/(N/mm ²)] | 0,013 | 0,014 | 0,014 | 0,015 | 0,016 | 0,016 | 0,018 | 0,018 |
| | δ_{N50} -factor | [mm/(N/mm ²)] | 0,038 | 0,039 | 0,040 | 0,043 | 0,045 | 0,047 | 0,049 | 0,051 |

¹⁾ Calculation of the displacement

$$\delta_{N0} = \delta_{N0}\text{-factor} \cdot \tau;$$

τ : action bond stress for tension

$$\delta_{N50} = \delta_{N50}\text{-factor} \cdot \tau;$$

Table C17: Displacements under shear load¹⁾ for all drilling methods

| Anchor size threaded rod | | | M8 | M10 | M12 | M16 | M20 | M24 | M27 | M30 |
|--|------------------------|---------|------|------|------|------|------|------|------|------|
| Non-cracked and cracked concrete under static and quasi-static action | | | | | | | | | | |
| All temperature ranges | δ_{V0} -factor | [mm/kN] | 0,06 | 0,06 | 0,05 | 0,04 | 0,04 | 0,03 | 0,03 | 0,03 |
| | δ_{V50} -factor | [mm/kN] | 0,09 | 0,08 | 0,08 | 0,06 | 0,06 | 0,05 | 0,05 | 0,05 |

¹⁾ Calculation of the displacement

$$\delta_{V0} = \delta_{V0}\text{-factor} \cdot V;$$

V: action shear load

$$\delta_{V50} = \delta_{V50}\text{-factor} \cdot V;$$

Injection system EJOT MULTIFIX SE1000 SEISMIC for concrete

Performances

Displacements under static and quasi-static action (threaded rods)

Annex C 15

| Table C21: Displacements under tension load¹⁾ in hammer drilled holes (HD), compressed air drilled holes (CD) and with hollow drill bit (HDB) | | | | | | | | | | | | |
|---|-------------------------|---------------------------|-------|-------|-------|-------|-------|-------|-------|-------------------|-------|-------|
| Anchor size reinforcing bar | | | Ø 8 | Ø 10 | Ø 12 | Ø 14 | Ø 16 | Ø 20 | Ø 24 | Ø 25 | Ø 28 | Ø 32 |
| Non-cracked concrete under static and quasi-static action for a working life of 50 and 100 years | | | | | | | | | | | | |
| Temp. - range I: 40°C/24°C | δ _{N0} -factor | [mm/(N/mm ²)] | 0,028 | 0,029 | 0,030 | 0,031 | 0,033 | 0,035 | 0,038 | 0,038 | 0,040 | 0,043 |
| | δ _{N∞} -factor | [mm/(N/mm ²)] | 0,028 | 0,029 | 0,030 | 0,031 | 0,033 | 0,035 | 0,038 | 0,038 | 0,040 | 0,043 |
| Temp. - range II: 72°C/50°C | δ _{N0} -factor | [mm/(N/mm ²)] | 0,038 | 0,039 | 0,040 | 0,042 | 0,044 | 0,047 | 0,051 | 0,051 | 0,054 | 0,058 |
| | δ _{N∞} -factor | [mm/(N/mm ²)] | 0,047 | 0,049 | 0,051 | 0,053 | 0,055 | 0,059 | 0,065 | 0,065 | 0,068 | 0,072 |
| Cracked concrete under static and quasi-static action for a working life of 50 and 100 years | | | | | | | | | | | | |
| Temp. - range I: 40°C/24°C | δ _{N0} -factor | [mm/(N/mm ²)] | 0,069 | 0,071 | 0,072 | 0,073 | 0,074 | 0,076 | 0,079 | 0,079 | 0,081 | 0,084 |
| | δ _{N∞} -factor | [mm/(N/mm ²)] | 0,115 | 0,122 | 0,128 | 0,135 | 0,142 | 0,155 | 0,171 | 0,171 | 0,181 | 0,194 |
| Temp. - range II: 72°C/50°C | δ _{N0} -factor | [mm/(N/mm ²)] | 0,092 | 0,095 | 0,096 | 0,098 | 0,099 | 0,102 | 0,106 | 0,106 | 0,109 | 0,113 |
| | δ _{N∞} -factor | [mm/(N/mm ²)] | 0,154 | 0,163 | 0,172 | 0,181 | 0,189 | 0,207 | 0,229 | 0,229 | 0,242 | 0,260 |
| ¹⁾ Calculation of the displacement $\delta_{N0} = \delta_{N0}\text{-factor} \cdot \tau$; τ : action bond stress for tension $\delta_{N\infty} = \delta_{N\infty}\text{-factor} \cdot \tau$; | | | | | | | | | | | | |
| Table C22: Displacements under tension load¹⁾ in diamond drilled holes (DD) | | | | | | | | | | | | |
| Anchor size reinforcing bar | | | Ø 8 | Ø 10 | Ø 12 | Ø 14 | Ø 16 | Ø 20 | Ø 24 | Ø 25 | Ø 28 | Ø 32 |
| Non-cracked concrete under static and quasi-static action for a working life of 50 years | | | | | | | | | | | | |
| Temp. - range I: 40°C/24°C | δ _{N0} -factor | [mm/(N/mm ²)] | 0,008 | 0,009 | 0,009 | 0,01 | 0,011 | 0,012 | 0,013 | 0,013 | 0,014 | 0,015 |
| | δ _{N∞} -factor | [mm/(N/mm ²)] | 0,018 | 0,018 | 0,019 | 0,020 | 0,021 | 0,024 | 0,027 | 0,027 | 0,028 | 0,031 |
| Temp. - range II: 72°C/50°C | δ _{N0} -factor | [mm/(N/mm ²)] | 0,009 | 0,011 | 0,011 | 0,012 | 0,013 | 0,014 | 0,015 | 0,015 | 0,016 | 0,018 |
| | δ _{N∞} -factor | [mm/(N/mm ²)] | 0,048 | 0,051 | 0,054 | 0,058 | 0,061 | 0,068 | 0,076 | 0,076 | 0,081 | 0,088 |
| Non-cracked concrete under static and quasi-static action for a working life of 100 years | | | | | | | | | | | | |
| Temp. - range I: 40°C/24°C | δ _{N0} -factor | [mm/(N/mm ²)] | 0,008 | 0,009 | 0,009 | 0,010 | 0,011 | 0,012 | 0,013 | 0,013 | 0,014 | 0,015 |
| | δ _{N∞} -factor | [mm/(N/mm ²)] | 0,018 | 0,020 | 0,021 | 0,022 | 0,024 | 0,026 | 0,029 | 0,029 | 0,031 | 0,034 |
| Temp. - range II: 72°C/50°C | δ _{N0} -factor | [mm/(N/mm ²)] | 0,009 | 0,011 | 0,011 | 0,012 | 0,013 | 0,014 | 0,015 | 0,015 | 0,016 | 0,018 |
| | δ _{N∞} -factor | [mm/(N/mm ²)] | 0,035 | 0,037 | 0,040 | 0,042 | 0,045 | 0,049 | 0,055 | 0,055 | 0,059 | 0,064 |
| ¹⁾ Calculation of the displacement $\delta_{N0} = \delta_{N0}\text{-factor} \cdot \tau$; τ : action bond stress for tension $\delta_{N\infty} = \delta_{N\infty}\text{-factor} \cdot \tau$; | | | | | | | | | | | | |
| Table C23: Displacements under shear load¹⁾ for all drilling methods | | | | | | | | | | | | |
| Anchor size reinforcing bar | | | Ø 8 | Ø 10 | Ø 12 | Ø 14 | Ø 16 | Ø 20 | Ø 24 | Ø 25 | Ø 28 | Ø 32 |
| Non-cracked and cracked concrete under static and quasi-static action | | | | | | | | | | | | |
| All temperature ranges | δ _{V0} -factor | [mm/kN] | 0,06 | 0,05 | 0,05 | 0,04 | 0,04 | 0,04 | 0,03 | 0,03 | 0,03 | 0,03 |
| | δ _{V∞} -factor | [mm/kN] | 0,09 | 0,08 | 0,08 | 0,06 | 0,06 | 0,05 | 0,05 | 0,05 | 0,04 | 0,04 |
| ¹⁾ Calculation of the displacement $\delta_{V0} = \delta_{V0}\text{-factor} \cdot V$; V : action shear load $\delta_{V\infty} = \delta_{V\infty}\text{-factor} \cdot V$; | | | | | | | | | | | | |
| Injection system EJOT MULTIFIX SE1000 SEISMIC for concrete | | | | | | | | | | Annex C 17 | | |
| Performances Displacements under static and quasi-static action (rebar) | | | | | | | | | | | | |

| Table C24: Characteristic values of tension loads under seismic action (performance category C1) for a working life of 50 and 100 years | | | | | | | | | | | |
|--|---------------|---|-------------------|-------------------------|-----|-----|-----|-----|-----|-------------------|-----|
| Anchor size threaded rod | | | | M8 | M10 | M12 | M16 | M20 | M24 | M27 | M30 |
| Steel failure | | | | | | | | | | | |
| Characteristic tension resistance | | $N_{Rk,s,eq,C1}$ | [kN] | $1,0 \cdot N_{Rk,s}$ | | | | | | | |
| Partial factor | | $\gamma_{Ms,N}$ | [-] | see Table C1 | | | | | | | |
| Combined pull-out and concrete failure | | | | | | | | | | | |
| Characteristic bond resistance in cracked and non-cracked concrete C20/25 in hammer drilled holes (HD), compressed air drilled holes (CD) and with hollow drill bit (HDB) | | | | | | | | | | | |
| Temperature range | I: 40°C/24°C | Dry, wet concrete and flooded bore hole | $\tau_{Rk,eq,C1}$ | [N/mm ²] | 7,0 | 7,0 | 8,5 | 8,5 | 8,5 | 8,5 | 8,5 |
| | II: 72°C/50°C | | $\tau_{Rk,eq,C1}$ | [N/mm ²] | 6,0 | 6,0 | 7,0 | 7,0 | 7,0 | 7,0 | 7,0 |
| Increasing factors for concrete ψ_c | | C25/30 to C50/60 | | 1,0 | | | | | | | |
| Installation factor | | | | | | | | | | | |
| for dry and wet concrete (HD; HDB, CD) | | γ_{inst} | [-] | 1,0 | | | | | | | |
| for flooded bore hole (HD; HDB, CD) | | | | 1,2 | | | | | | | |
| Table C25: Characteristic values of shear loads under seismic action (performance category C1) | | | | | | | | | | | |
| Anchor size threaded rod | | | | M8 | M10 | M12 | M16 | M20 | M24 | M27 | M30 |
| Steel failure | | | | | | | | | | | |
| Characteristic shear resistance (Seismic C1) | | $V_{Rk,s,eq,C1}$ | [kN] | $0,70 \cdot V_{Rk,c}^0$ | | | | | | | |
| Partial factor | | $\gamma_{Ms,V}$ | [-] | see Table C1 | | | | | | | |
| Factor for annular gap | | α_{gap} | [-] | 0,5 (1,0) ¹⁾ | | | | | | | |
| ¹⁾ Value in brackets valid for filled annular gap between anchor and clearance hole in the fixture. Use of special filling washer Annex A 3 is recommended. | | | | | | | | | | | |
| Injection system EJOT MULTIFIX SE1000 SEISMIC for concrete | | | | | | | | | | Annex C 18 | |
| Performances Characteristic values of tension and shear loads under seismic action (performance category C1) for a working life of 50 and 100 years (threaded rod) | | | | | | | | | | | |

| Table C26: Characteristic values of tension loads under seismic action (performance category C1) for a working life of 50 and 100 years | | | | | | | | | | | | | |
|--|------------------|---|--|----------------------|------|------|------|------|------|-------------------|------|------|-----|
| Anchor size reinforcing bar | | | Ø 8 | Ø 10 | Ø 12 | Ø 14 | Ø 16 | Ø 20 | Ø 24 | Ø 25 | Ø 28 | Ø 32 | |
| Steel failure | | | | | | | | | | | | | |
| Characteristic tension resistance | $N_{Rk,s,eq,C1}$ | [kN] | $1,0 \cdot A_s \cdot f_{uk}^{1)}$ | | | | | | | | | | |
| Cross section area | A_s | [mm ²] | 50 | 79 | 113 | 154 | 201 | 314 | 452 | 491 | 616 | 804 | |
| Partial factor | $\gamma_{Ms,N}$ | [-] | 1,4 ²⁾ | | | | | | | | | | |
| Combined pull-out and concrete failure | | | | | | | | | | | | | |
| Characteristic bond resistance in cracked and non-cracked concrete C20/25 in hammer drilled holes (HD), compressed air drilled holes (CD) and with hollow drill bit (HDB) | | | | | | | | | | | | | |
| Temperature range | I: 40°C/24°C | Dry, wet concrete and flooded bore hole | $\tau_{Rk,eq,C1}$ | [N/mm ²] | 7,0 | 7,0 | 8,5 | 8,5 | 8,5 | 8,5 | 8,5 | 8,5 | 8,5 |
| | II: 72°C/50°C | | $\tau_{Rk,eq,C1}$ | [N/mm ²] | 6,0 | 6,0 | 7,0 | 7,0 | 7,0 | 7,0 | 7,0 | 7,0 | 7,0 |
| Increasing factors for concrete ψ_c | | C25/30 to C50/60 | 1,0 | | | | | | | | | | |
| Installation factor | | | | | | | | | | | | | |
| for dry and wet concrete (HD; HDB, CD) | | γ_{inst} | [-] | 1,0 | | | | | | | | | |
| for flooded bore hole (HD; HDB, CD) | | | | 1,2 | | | | | | | | | |
| ¹⁾ f_{uk} shall be taken from the specifications of reinforcing bars ²⁾ in absence of national regulation | | | | | | | | | | | | | |
| Table C27: Characteristic values of shear loads under seismic action (performance category C1) | | | | | | | | | | | | | |
| Anchor size reinforcing bar | | | Ø 8 | Ø 10 | Ø 12 | Ø 14 | Ø 16 | Ø 20 | Ø 24 | Ø 25 | Ø 28 | Ø 32 | |
| Steel failure | | | | | | | | | | | | | |
| Characteristic shear resistance | $V_{Rk,s,eq,C1}$ | [kN] | $0,35 \cdot A_s \cdot f_{uk}^{1)}$ | | | | | | | | | | |
| Cross section area | A_s | [mm ²] | 50 | 79 | 113 | 154 | 201 | 314 | 452 | 491 | 616 | 804 | |
| Partial factor | $\gamma_{Ms,V}$ | [-] | 1,5 ²⁾ | | | | | | | | | | |
| Factor for annular gap | α_{gap} | [-] | 0,5 (1,0) ³⁾ | | | | | | | | | | |
| ¹⁾ f_{uk} shall be taken from the specifications of reinforcing bars ²⁾ in absence of national regulation ³⁾ Value in brackets valid for filled annular gap between anchor and clearance hole in the fixture. Use of special filling washer Annex A 3 is recommended. | | | | | | | | | | | | | |
| Injection system EJOT MULTIFIX SE1000 SEISMIC for concrete | | | | | | | | | | Annex C 19 | | | |
| Performances | | | Characteristic values of tension and shear loads under seismic action (performance category C1) for a working life of 50 and 100 years (rebar) | | | | | | | | | | |

| Table C28: Characteristic values of tension loads under seismic action (performance category C2) for a working life of 50 and 100 years | | | | | | | | |
|--|---------------|---|-------------------|-------------------------|------------|-------------------|------------|-----|
| Anchor size threaded rod | | | | M12 | M16 | M20 | M24 | |
| Steel failure | | | | | | | | |
| Characteristic tension resistance, Steel, strength class 8.8 Stainless Steel A4 and HCR, Strength class ≥ 70 | | $N_{Rk,s,eq,C2}$ | [kN] | $1,0 \cdot N_{Rk,s}$ | | | | |
| Partial factor | | $\gamma_{Ms,N}$ | [-] | see Table C1 | | | | |
| Combined pull-out and concrete failure | | | | | | | | |
| Characteristic bond resistance in cracked and non-cracked concrete C20/25 in hammer drilled holes (HD), compressed air drilled holes (CD) and with hollow drill bit (HDB) | | | | | | | | |
| Temperature range | I: 40°C/24°C | Dry, wet concrete and flooded bore hole | $\tau_{Rk,eq,C2}$ | [N/mm ²] | 5,8 | 4,8 | 5,0 | 5,1 |
| | II: 72°C/50°C | | $\tau_{Rk,eq,C2}$ | [N/mm ²] | 5,0 | 4,1 | 4,3 | 4,4 |
| Increasing factors for concrete ψ_c | | C25/30 to C50/60 | | 1,0 | | | | |
| Installation factor | | | | | | | | |
| for dry and wet concrete (HD; HDB, CD) | | γ_{inst} | [-] | 1,0 | | | | |
| for flooded bore hole (HD; HDB, CD) | | | | 1,2 | | | | |
| Table C29: Characteristic values of shear loads under seismic action (performance category C2) | | | | | | | | |
| Anchor size threaded rod | | | | M12 | M16 | M20 | M24 | |
| Steel failure | | | | | | | | |
| Characteristic shear resistance Steel, strength class 8.8 Stainless Steel A4 and HCR, Strength class ≥ 70 | | $V_{Rk,s,eq,C2}$ | [kN] | $0,70 \cdot V_{Rk,s}^0$ | | | | |
| Partial factor | | $\gamma_{Ms,V}$ | [-] | see Table C1 | | | | |
| Factor for annular gap | | α_{gap} | [-] | 0,5 (1,0) ¹⁾ | | | | |
| ¹⁾ Value in brackets valid for filled annular gap between anchor and clearance hole in the fixture. Use of special filling washer Annex A 3 is recommended. | | | | | | | | |
| Injection system EJOT MULTIFIX SE1000 SEISMIC for concrete | | | | | | Annex C 20 | | |
| Performances Characteristic values of tension and shear loads under seismic action (performance category C2) for a working life of 50 and 100 years (threaded rod) | | | | | | | | |

| Table C30: Displacements under tension load (threaded rod) | | | | | | | | | | | | | | | | | | | | | | | | | | | | | | | | | |
|--|-------------------------|------|------------|------------|-------------------|------------|--------------------------|--|--|------------|------------|------------|------------|---|--|--|--|--|--|--|------------------------|-------------------------|------|-----|-----|-----|-----|-------------------------|------|-----|-----|-----|------|
| Anchor size threaded rod | | | M12 | M16 | M20 | M24 | | | | | | | | | | | | | | | | | | | | | | | | | | | |
| Non-cracked and cracked concrete under seismic action (performance category C2) | | | | | | | | | | | | | | | | | | | | | | | | | | | | | | | | | |
| All temperature ranges | $\delta_{N,eq,C2}(DLS)$ | [mm] | 0,21 | 0,24 | 0,27 | 0,36 | | | | | | | | | | | | | | | | | | | | | | | | | | | |
| | $\delta_{N,eq,C2}(ULS)$ | [mm] | 0,54 | 0,51 | 0,54 | 0,63 | | | | | | | | | | | | | | | | | | | | | | | | | | | |
| <p>Table C31: Displacements under shear load (threaded rod)</p> <table border="1"> <thead> <tr> <th colspan="3">Anchor size threaded rod</th> <th>M12</th> <th>M16</th> <th>M20</th> <th>M24</th> </tr> <tr> <th colspan="7">Non-cracked and cracked concrete under seismic action (performance category C2)</th> </tr> </thead> <tbody> <tr> <td rowspan="2">All temperature ranges</td> <td>$\delta_{V,eq,C2}(DLS)$</td> <td>[mm]</td> <td>3,1</td> <td>3,4</td> <td>3,5</td> <td>4,2</td> </tr> <tr> <td>$\delta_{V,eq,C2}(ULS)$</td> <td>[mm]</td> <td>6,0</td> <td>7,6</td> <td>7,3</td> <td>10,9</td> </tr> </tbody> </table> | | | | | | | Anchor size threaded rod | | | M12 | M16 | M20 | M24 | Non-cracked and cracked concrete under seismic action (performance category C2) | | | | | | | All temperature ranges | $\delta_{V,eq,C2}(DLS)$ | [mm] | 3,1 | 3,4 | 3,5 | 4,2 | $\delta_{V,eq,C2}(ULS)$ | [mm] | 6,0 | 7,6 | 7,3 | 10,9 |
| Anchor size threaded rod | | | M12 | M16 | M20 | M24 | | | | | | | | | | | | | | | | | | | | | | | | | | | |
| Non-cracked and cracked concrete under seismic action (performance category C2) | | | | | | | | | | | | | | | | | | | | | | | | | | | | | | | | | |
| All temperature ranges | $\delta_{V,eq,C2}(DLS)$ | [mm] | 3,1 | 3,4 | 3,5 | 4,2 | | | | | | | | | | | | | | | | | | | | | | | | | | | |
| | $\delta_{V,eq,C2}(ULS)$ | [mm] | 6,0 | 7,6 | 7,3 | 10,9 | | | | | | | | | | | | | | | | | | | | | | | | | | | |
| Injection system EJOT MULTIFIX SE1000 SEISMIC for concrete | | | | | Annex C 21 | | | | | | | | | | | | | | | | | | | | | | | | | | | | |
| Performances Displacements under seismic action (performance category C2) (threaded rods) | | | | | | | | | | | | | | | | | | | | | | | | | | | | | | | | | |